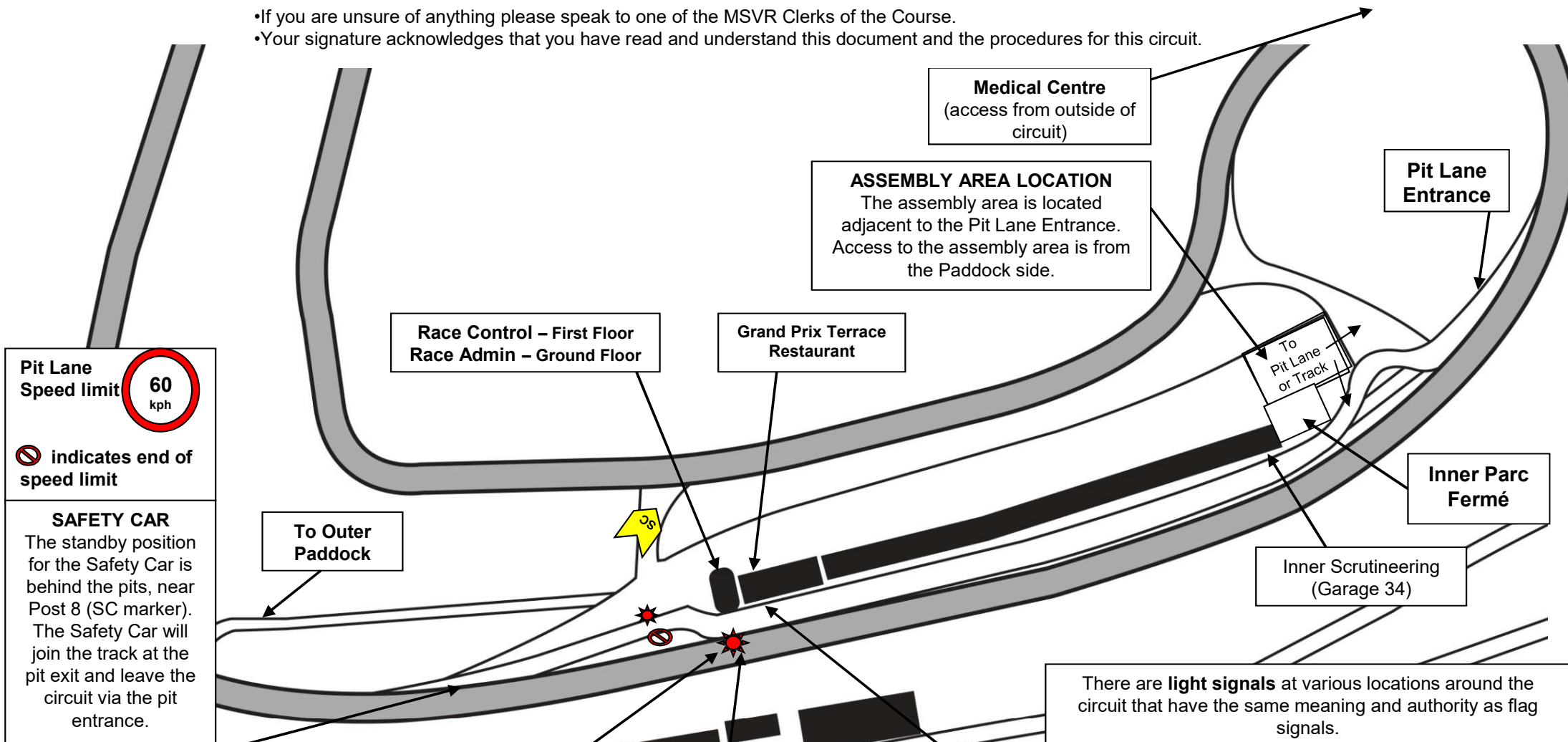




NEW DRIVERS BRIEFING NOTES © Brands Hatch GP

- If you are unsure of anything please speak to one of the MSVR Clerks of the Course.
- Your signature acknowledges that you have read and understand this document and the procedures for this circuit.



Pit Lane Speed limit 
 indicates end of speed limit

SAFETY CAR
 The standby position for the Safety Car is behind the pits, near Post 8 (SC marker). The Safety Car will join the track at the pit exit and leave the circuit via the pit entrance.

PIT LANE EXIT
 When leaving the Pit Lane, the exit **traffic lights** are on the right just beyond the gate. Please keep to the **RIGHT** of the white blend lane.

START LIGHTS
 The Start Lights are on the gantry positioned on the pit wall. Be aware that other signals such as Race Delayed may be shown from the Start line Gantry. The race will start when the Red Lights go out.

CONTROL FLAGS
 are shown on driver's right at the control line.

STOP/GO PENALTY AREA LOCATION
 This area is located in the Pit lane below the podium.

There are **light signals** at various locations around the circuit that have the same meaning and authority as flag signals.

END OF SESSION - PROCEDURE FOR LEAVING THE CIRCUIT
 At the end of practice having taken the Chequered Flag you should reduce speed and proceed into the Pit Lane/Parc Fermé (as instructed) VIA POST 9.

LIVE SNATCH
 At this event the organisers may use Recovery Vehicles to remove cars from unsafe positions under local Yellow Flags.