





# 2023 Series Sticker Requirements

All cars must display the correct stickers, these will need to be collected by the driver/team from the circuit and applied to the car before the race. Failure to display these decals when issued may result in the car failing at scrutineering, or the loss of an award.


Updated 23/02/2023




3 x CSCC logos (32cm x 11cm)  
Must be applied on each side of the car and one on the bonnet.



2 x series logos (15cm x 7cm)  
Must be applied on each side of the car in a position of your choice.



2 x Adams & Page logos (25cm x 18cm)  
Must be applied on each side of the car in a position of your choice.




3 x CSCC logos (32cm x 11cm)  
Must be applied on each side of the car and one on the bonnet.



2 x series logos (15cm x 7cm)  
Must be applied on each side of the car in a position of your choice.



2 x Mintex logos (15cm x 7cm)  
Must be applied on each side of the car in a position of your choice.




3 x CSCC logos (32cm x 11cm)  
Must be applied on each side of the car and one on the bonnet.



2 x series logos (15cm x 7cm)  
Must be applied on each side of the car in a position of your choice.




4 x P1 logos (20cm x 10cm)  
Front wings and rear quarters.




2 x AM logos (52cm x 12cm)  
Front and rear number plate area. If not possible, can be applied on each side of the car.




AM Windscreen strip

3 x CSCC logos (32cm x 11cm)  
Must be applied on each side of the car and one on the bonnet.



2 x series logos (15cm x 7cm)  
Must be applied on each side of the car in a position of your choice.



There are no sponsor stickers for the Modern Classics series.




3 x CSCC logos (32cm x 11cm)  
Must be applied on each side of the car and one on the bonnet.




4 x series logos (15cm x 7cm)  
Must be applied on each wheel arch.




2 x Gold Arts logos (74cm x 11cm)  
To be applied on each side of the engine cover or side of the car.


3 x CSCC logos (32cm x 11cm)  
Must be applied on each side of the car and one on the bonnet.



2 x series logos (15cm x 7cm)  
Must be applied on each side of the car in a position of your choice.




2 x JMC Racing logos (small)  
Must be applied on each side of the car in a position of your choice.






# 2023 Series Sticker Requirements

(All cars must display the correct stickers, these will need to be collected by the driver/team from race administration at the circuit and applied to the car before the race. Failure to display these decals when issued could result in the car failing at scrutineering or a loss of award )




3 x CSCC logos (32cm x 11cm)  
Must be applied on each side of the car and one on the bonnet.

2 x series logos (15cm x 7cm)  
Must be applied on each side of the car in a position of your choice.



2 x left and 2 x right 'WOSPs'  
20cmx15cm. 2 on windscreen AND  
2 in another position of choice.



4 x small WOSP stickers  
22cmx6cm  
Positions of your choice



3 x CSCC logos (32cm x 11cm)  
Must be applied on each side of the car and one on the bonnet.




2 x series logos (15cm x 7cm)  
Must be applied on each side of the car in a position of your choice.

2 x large Liqui Moly (48cm x 32cm)  
Or  
2 x medium Liqui Moly (32cm x 21cm)  
and 2 x small L. Moly (13cm x 9cm)  
Must be applied on each side of the car in a position of your choice.




3 x CSCC logos (32cm x 11cm)  
Must be applied on each side of the car and one on the bonnet.




2 x series logos (15cm x 7cm)  
Must be applied on each side of the car in a position of your choice.

2 x Lohen number plate stickers.  
Must be visible from front and rear of car.  
Lohen can produce additional stickers too, for roof, side stripes etc. please contact them directly.





3 x CSCC logos (32cm x 11cm)  
Must be applied on each side of the car and one on the bonnet.




2 x series logos (15cm x 7cm)  
Must be applied on each side of the car in a position of your choice.

1 x Co-ordSport logo (52cm x 12cm)  
Front or rear number plate area.




Windscreen strip



3 x CSCC logos (32cm x 11cm)  
Must be applied on each side of the car and one on the bonnet.



Other stickers to be confirmed



3 x CSCC logos (32cm x 11cm)  
Must be applied on each side of the car and one on the bonnet.




2 x series logos (15cm x 7cm)  
Must be applied on each side of the car in a position of your choice.

There are no sponsor stickers for the Verum Builders Open series.