

LOG BOOK

V2 • 21/04/2026

Update Map of the paddock

This log book has a total of 12 pages • Also available at www.drivers.spasummerclassic.com

01. TIMETABLE • THURSDAY 23, FRIDAY 24, SATURDAY 25, SUNDAY 26
02. THURSDAY, APRIL 23 • UNTIMED OPEN PRACTICE 103 DB
03. MAP OF THE PADDOCK
04. HOW AND WHEN TO REACH THE PADDOCK ?
05. COMING WITH A MOTOR HOME?
06. SIGNING ON
07. TRANSPONDERS
08. MANDATORY SAFETY EQUIPMENT
09. INSPECTION OF EQUIPMENT
10. SCRUTINEERING OF THE CAR
11. CODE OF CONDUCT
12. PADDOCK'S FACILITIES
13. UNMANNED AERIAL VEHICLES AND DRONES
14. REGULATIONS
15. BRIEFING : SCHEDULE
16. NOISE REGULATIONS
17. RADIO COMMUNICATION AUTHORIZATION
18. OIL POLLUTION PREVENTION
19. SECURITY FIRE INSTRUCTIONS / FUEL



GO TO

RACE RESULTS



GO TO

VIRTUAL NOTICE BOARD



GO TO

DRIVERS AREA

TIMETABLE

Thursday, April 23 Max 103 dB

09:00 - 18:00 Testing - Untimed Open Practices • **Max 103 dB** • www.spasummerclassic.com
 Times to be confirmed Administrative Checks • Equipment Inspections • Scrutineering of the Car

Friday, April 24 Max 118 dB *Official start of the meeting*

Times to be confirmed Cont'd : Administrative Checks • Equipment Inspections • Scrutineering of the Car

ALL TIMES ARE PROVISIONAL & MAY BE CHANGED WITHOUT NOTICE. IT IS THE COMPETITORS RESPONSIBILITY TO WATCH THE PROGRESS OF THE MEETING & TO BE IN THE ASSEMBLY AREA NO LATER THAN 20 MINUTES PRIOR TO THE START OF THE QUALIFYING OR RACE. IN IDEAL CONDITIONS THE QUALIFYING OR RACING PROGRAMME MAY BE BROUGHT FORWARD BY UP TO 15 MINUTES. ROLLING START FOR ALL • SOME SERIES WILL BE UNDER LIGHT (OR SPECIFIC) STARTING PROCEDURE.

09:00	+25'	09:25	Qualifying 1	Tourenwagen Legenden	[9]
09:35	+30'	10:05	Qualifying	CSCC Modern Interseries & Ramair BMW Championship	[3]
10:20	+20'	10:40	Qualifying 1	Kampf der Zwerge	[8]
10:55	+30'	11:25	Qualifying	Colmore YTCC	[10]
11:35	+30'	12:05	Qualifying	CSCC Classic & The Morgan Challenge and British HTGT	[4]
12:20	+20'	12:40	Qualifying 1	ETCC Seventies Revival by 1300ETC	[7]
12:50	+30'	13:20	Qualifying	Belcar Historic Cup	[2]
13:35	+20'	13:55	Qualifying 2	Kampf der Zwerge	[8]
14:10	+25'	14:35	Race 1	Tourenwagen Legenden	[9]
14:50	+40'	15:30	Race 1	CSCC Modern Interseries & Ramair BMW Championship	[3]
15:50	+30'	16:20	Race 1	Colmore YTCC	[10]
16:35	+40'	17:15	Race 1	CSCC Classic & The Morgan Challenge and British HTGT	[4]
17:25	+20'	17:45	Qualifying 2	ETCC Seventies Revival by 1300ETC	[7]

17:55 : No more cars on the track

Saturday, April 25 Max 118 dB

09:00	+40'	09:40	Qualifying	Historic Championship HC'65 & HC'81	[5&6]
09:55	+25'	10:20	Race 1	Kampf der Zwerge	[8]
10:40	+40'	11:20	Race 2	CSCC Modern Interseries & Ramair BMW Championship	[3]
11:35	+25'	12:00	Qualifying 2	Tourenwagen Legenden	[9]
12:15	+30'	12:45	Race 1	Belcar Historic Cup	[2]
13:00	+30'	13:30	Race 2	Colmore YTCC	[10]
13:45	+40'	14:25	Race 2	CSCC Classic & The Morgan Challenge and British HTGT	[4]
14:45	+25'	15:10	Race 1	Historic Championship HC'65	[5]
15:30	+30'	16:00	Race 1	ETCC Seventies Revival by 1300ETC	[7]
16:10	+45'	16:55	Qualifying	Spa 3 Hours	[1]
17:20	+25'	17:45	Race 2	Kampf der Zwerge	[8]

17:55 : No more cars on the track

Sunday, April 26 Max 118 dB

09:10	+30'	09:40	Race 3	Colmore YTCC	[10]
10:00	+180'	13:00	Race	Spa 3 Hours	[1]
13:15	+25'	13:40	Race 2	Tourenwagen Legenden	[9]
13:55	+90'	15:25	Race	Historic Championship HC'81	[6]
15:40	+30'	16:10	Race 2	Belcar Historic Cup	[2]
16:25	+30'	16:55	Race 2	ETCC Seventies Revival by 1300ETC	[7]
17:10	+40'	17:50	Race 2	Historic Championship HC'65	[5]

17:55 : No more cars on the track • End of the meeting

02. Thursday, April 23 • Untimed open practice 103 dB

Thursday, April 23 is reserved for untimed open practice for the drivers and cars of the following series:

- SPA 3 HOURS
- BELCAR HISTORIC CUP
- CSCC MODERN INTERSERIES & RAMAIR BMW CHAMPIONSHIP
- CSCC CLASSIC & THE MORGAN CHALLENGE AND BRITISH HTGT
- HISTORIC CHAMPIONSHIP HC'65
- HISTORIC CHAMPIONSHIP HC'81
- ETCC SEVENTIES REVIVAL BY 1300ETC
- KAMPF DER ZWERGE
- TOURENWAGEN LEGENDEN
- COLMORE YTCC

SCHEDULE OF THE DAY :

- Session 1 • 09:00 – 09:50
- Session 2 • 10:00 – 10:50
- Session 3 • 11:00 – 11:50
- Session 4 • 13:00 – 13:50
- Session 5 • 14:00 – 14:50
- Session 6 • 15:00 – 15:50
- Session 7 • 16:00 – 16:50
- Session 8 • 17:00 – 17:50

Noise limit : max 103 dB on track per car.

A static control will be done before the car takes to the track of the circuit. Maximum permitted: 107 dB, measured at the exhaust pipe.



Cost: EUR 240 VAT included per session and per car.

Payment in cash or by credit card.

Please go to the administrative checks on Thursday morning, 1st floor of the F1 Pit Building – room 115, from 8:00 a.m., to buy your ticket for the session(s) of your choice.

- All cars of the series mentioned above share the track, without distinction of year, cubic capacity or group.
- No passenger allowed in the cars taking part in untimed open practice. A derogation request can be submitted to Roadbook (contact@roadbook.net) for professional or similar instructors.
- The technical inspection of the car is not necessary to participate in the non-timed free practice.
- The spirit of competition is not required, but friendliness and respect for all participants, regardless of the category of the car.
- The circuit security service as well as the marshals will ensure that this spirit is respected. The competent authorities may exclude the car from the meeting (Friday – Saturday – Sunday), if the noise standards are not respected or in the event of dangerous behaviour on the track.

E42
A27
Battice - Trèves (Trier)
Sortie Exit 10
Francorchamps

SPA Summer CLASSIC

SPA SUMMER CLASSIC April 23 to 26, 2026

Map of the Paddock [V4 • 17/04/2026]

www.spasummerclassic.com
contact@roadbook.net

ROADBOOK
MOTOR CLASSIC

E42
A27
Battice - Trèves (Trier)
Sortie Exit 10
Francorchamps

LA SOURCE
NO car entry
PAS d'accès voiture



Pedestrian Only
Piéton Uniquement



ENTRANCE • ENTREE
STER



Private Car & Pedestrian
Voiture Privée & Piéton

NO Trailer
PAS de remorque



Friday : 07:00 --> 21:00
Saturday : 07:00 --> 21:00
Sunday : 07:00 --> 21:00

+ additional paddock



P Parking P2
Visitors

P Parking P1
Visitors

P PRESS
MEDIA

Schlag
Tyre Services

vlt
Tyre Services

ENTRANCE • ENTREE
BLANCHIMONT



Trucks - Mechanics
Car-workshop
Car + trailer

Camions
Voiture Atelier
Voiture + Remorque



Open non-stop
Wednesday 20:00
--> Sunday 20:00

E42
A27
Battice - Trèves (Trier)
Sortie Exit 11
Francorchamps

Distribution of the series in the paddock

- Spa 3 Hours 3 - 21
- Tourenwagen Legenden 22 - 30
- Historic Champ. '65 & '81 31 - 42 +
- Belcar Historic Cup
- CSCC Modern Interseries
- CSCC Classic
- Ramair BMW Championship
- The Morgan Challenge
- British HTGT
- ETCC Seventies Revival by 1300ETC 2 - 46
- Kampf der Zwerge
- Colmore YTCC

Parking -2
F1 Pit Building

JCB
Wheel alignment
Brake Service
Diagnostic Toolkit
Delivery on the circuit



04. How and When to reach the paddock ?

For all the series • See the Map of the Paddock

- In due time, you will get from your promoter series an email with an “**Authorized Access Pass**” in PDF format.
- Print that PDF page and give it to the steward at the Gate:

FOR TRUCKS • MECHANICS • CAR-WORKSHOP • CAR + TRAILER:

→ **Entrance BLANCHIMONT gate** (maximum 4m height permitted)

Motorway Verviers - St.Vith (E421-A27) → Exit n°11 : Stavelot

TO REACH THE ADDITIONAL PADDOCK IN PRESS AREA:

→ **Entrance STER gate** (no height restriction)

Motorway Verviers - St.Vith (E421-A27) → Exit n°10 : Francorchamps

FOR PRIVATE CARS:

→ **Entrance STER gate** (maximum 2m20 height permitted)

Motorway Verviers - St.Vith (E421-A27) → Exit n°10 : Francorchamps

⚠ !! LA SOURCE gate is closed for cars. Pedestrian Only.

- In exchange for the “Authorized Access Pass” page, the steward will stick on the windscreen of your vehicle the correct sticker-pass, according to the function of your vehicle.
- When you have the sticker on your windscreen you are free to leave or enter the paddock or car park 24h/24h.

WHEN :

Wednesday, April 22: from 20:00 to 22:30

The teams arriving before 20:00 or after 22:30 will be parked on standby in the karting area outside the circuit

Thursday, April 23: from 07:00 to 22:00

Friday, April 24: from 07:00 to 21:00



05. Coming with a Motor Home?

The access to the circuit for any motorhome will be allowed on reservation only and a 60 EUR fee per motorhome (all taxes included) no matter where you are located. Plots must be booked in advance.

Please get in touch with Anne at anne@roadbook.net for more information.

06. Signing on

Location: 1st floor of the F1 Pit Building - Room 115

Thursday, April 23:	from 08:00 till 11:45 & from 12:30 till 18:30
and/or Friday, April 24:	from 07:30 till <u>60 minutes before your practices</u>
and/or Saturday, April 25:	from 08:00 till <u>60 minutes before your practices</u>

- Wristbands will be given to each team and driver.

07. Transponders

Transponders will be recorded in the signing on room at the same time as your licence check. Only AMB transponders will be used. If your car has no transponder or a Chronolec transponder, we will provide you an AMB transponder in exchange for the licence of the driver. **The cost of transponder rental for the whole weekend is 40 EUR all taxes included. Payment by credit card or cash on site.**


08. Mandatory Safety Equipment

RACB Sport would like to remind what is the equipment required to compete in Belgium, in order to avoid drivers being forced to buy new equipment on site or, at the worst being prevented from racing. [Consult the mandatory FIA safety rules that must be applied in Belgium](#)

09. Inspection of Equipment

At signing on, you will get your personal **Inspection of Equipment** form.

The Equipment of each driver must be inspected. Inspection of equipment (helmet, overalls, gloves, shoes...) will be done in the room **127, 1st floor F1 Pit Building.**

If you are registered with **IDD Sport**  , please drop your Inspection of Equipment form into the IDD tray in room 127.

Location: room 127, 1st floor F1 Pit Building.

Thursday, April 23:	from 08:00 till 11:45 & from 12:30 till 18:30
and/or Friday, April 24:	from 07:30 till <u>60 minutes before your practices</u>
and/or Saturday, April 25:	from 08:00 till <u>60 minutes before your practices</u>

10. Scrutineering of the Car

At signing on, you will get your **Scrutineering of the Car** form as well as the practical details to reach the technical area.

- Cars located in **F1 garages or Endurance garages** will be checked in their garage.
The scrutineer goes to the car.
- Cars located **inside the paddock** will be checked in their own paddock.
The car goes to the scrutineer area.

Technical control will take place on Thursday from 8h30 and throughout the day, until 18h30.

On Friday, priority will be given to the grids according to the timing of the qualifying sessions of the day.

11. Code of Conduct

Download the Code of Conduct from the Circuit of Spa-Francorchamps → [DOWNLOAD](#)

12. Paddock's Facilities

- Tyres & Brakes Services – [See website](#)
- Smoking – [See website](#)
- Waste sorting – [See website](#)

13. Unmanned Aerial Vehicles and Drones

The use of drones or any other unmanned or remote-controlled aerial vehicles is strictly regulated by the Circuit de Spa-Francorchamps across the entire site for any purpose whatsoever. Filming and photography using drones or any other unmanned or remote-controlled aerial vehicles are **STRICTLY PROHIBITED**. Roadbook will tolerate no exceptions to these regulations and reserves the right to take any appropriate legal action against offenders, regardless of any separate prosecutions that may be initiated by the circuit authorities.

14. Regulations

- Regulations of the Meeting and the Series – [See website](#)
- Penalties applied by the Race Director – [See website](#)

15. Briefing : Schedule

V1 • 10/04/2026

Briefing is **mandatory** for all drivers.

If no fine for non-presence at the briefing is mentioned in the series regulations, a fine of 250€ will be charged for non-presence at the briefing(s).

If the briefing of your race is at the same time as the qualifying practice of another race you are in, please advise us at signing on.

Location: 1st floor Pit Building - Room 132

BY SERIES	FRIDAY 24.04	SATURDAY 25.04
#1. Spa 3 Hours		14:10
#2. Belcar Historic Cup	11h30 (11h20 sign-in)	
#3. CSCC Modern Interseries & Ramair BMW Champ.	08:30	
#4. CSCC Classic & The Morgan Chal. and British HTGT	10:20	
#5. Historic Championship '65		08:00
#6. Historic Championship '81		08:00
#7. ETCC Seventies Revival by 1300ETC	10:55	
#8. Kampf der Zwerge	09:10	
#9. Tourenwagen Legenden	08h00	
#10. Colmore YTCC	09:45	
BY SCHEDULE	FRIDAY 24.04	SATURDAY 25.04
#9. Tourenwagen Legenden	08h00	
#3. CSCC Modern Interseries & Ramair BMW Champ.	08:30	
#8. Kampf der Zwerge	09:10	
#10. Colmore YTCC	09:45	
#4. CSCC Classic & The Morgan Chal. and British HTGT	10:20	
#7. ETCC Seventies Revival by 1300ETC	10:55	
#2. Belcar Historic Cup	11h30 (11h20 sign-in)	
#5. Historic Championship '65		08:00
#6. Historic Championship '81		08:00
#1. Spa 3 Hours		14:10

16. Noise Regulations

Whatever the car, drivers must meet the noise standards set by the circuit.

The maximum sound level permitted for Friday, Saturday and Sunday is 118 dB.

This is the maximum sound level per car, on the track (dynamic control), measured at 15m from the centreline of the track.

If the noise limit is not respected, the car is stopped and a static control is carried out. However, should it be observed that the car exceeds on three consecutive occasions the maximum permitted during the dynamic control, it will be excluded from the meeting.

17. Radio Communication Authorization

Official communication from the Belgian Institute for Postal services and Telecommunications (BIPT)

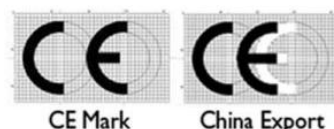
Every user of radio communication equipment is obliged to be in possession of the authorization title to use his equipment on the circuit of Spa-Francorchamps during the meeting of the Spa Summer Classic.

Controls will be carried out by the BIPT at Spa-Francorchamps and, in the event of non-compliance, may result in legal proceedings and seizure of radio equipment.

It is therefore imperative to apply for the required permits [via the BIPT website](#).

Read also: <https://www.bipt.be/consumers/events>

BIPT also points out that the equipment used must comply with the regulations. Some companies would provide non-compliant equipment. One of the sine qua non conditions for a material to comply is that it bears the CE marking.




Pay attention, the "CE" marking should not be confused with the label "China Export ». Any non-compliant equipment will be seized by BIPT.

18. Oil Pollution Prevention

Official communication from the management of the Spa-Francorchamps circuit.

Every team must use a sheet of plastic or an oil drip tray under the racing car to protect the ground against oil pollution. If the soil is oil stained, please use oil absorbent granules to clean before leaving the circuit. For every remaining oil stain a penalty of 250 EUR is invoiced by the circuit management to the team.




F1 garages: please avoid stains, scratches and deterioration in the floor and walls.


19. Security Fire Instructions / Fuel

Security Fire Instructions / Fuel – 1/4


Fuel Safety Rules

No smoking 


—

Fire extinguisher ready 


—

Metal jerry cans ONLY
(on the ground prior to filling) 

—

Securely tied for transportation 

Security Fire Instructions / Fuel – 2/4



Sécurité contre l'incendie – Prescriptions liées aux :

- Station-service temporaires et dépôts de carburants (liquides et gazeux)
- Transport de carburant liquide

Mise à jour : **OCTOBRE 2025**

1. Temporary Fuel Stations and Fuel Storage (liquid and gaseous)

All measures must be implemented before the connection and commissioning of the refueling station.

1.1 Refueling Area

1.1.1 Access for emergency services must be ensured in case of an incident within the designated area.

1.1.2 The refueling area (generators, fuel depot, pumps, etc.) must be enclosed with reinforced construction fencing (3.50 m x 2.00 m, Héras type), securely fastened with steel clamps.

An access gate must be provided for vehicle entry and exit. A clear internal space of at least **5 meters** must separate the installations from the area boundary.

1.1.3 This area is exclusively reserved for fuel storage and refueling operations. It is **strictly off-limits** to the public and must be located at least **5 meters** away from any building or structure.

1.1.4 Areas used for **liquid fuel storage/refueling** must be **separated** from those reserved for **gaseous products**.

1.1.5 The site must be under **continuous supervision** (security guard or technician).

1.1.6 Fuel storage units and dispensers must be protected from vehicle impact using **concrete safety barriers** (*Jersey-type*) to prevent accidental collisions.

1.2 Storage Area

1.2.1 If the storage area is separate from the refueling area **and/or** the quantity of flammable liquid exceeds **250 liters** or includes **combustible gases** (H₂, LPG, etc.), handling must be carried out:

- under the **supervision of a trained and authorized operator**,
- **outside public opening hours**,
- using appropriate **lifting equipment**.

1.3 Signage

1.3.1 Safety signage must clearly indicate **no smoking, no mobile phone use, gas hazards**, and **ATEX precautions** near the area.

1.3.2 A **speed limit of 25 km/h** applies throughout the area.

1.4 Technical Installations

1.4.1 All equipment within refueling and/or storage zones must be **designed and certified for safe operation in ATEX zones**.

1.4.2 Only **hand-operated, pneumatic or explosion-proof electric pumps** are permitted.

1.4.3 Installations must be set on a **flat, stable surface with a maximum slope of 5%**.

1.4.4 Connection and disconnection of supply tanks must be performed by **trained and authorized operators**.

Security Fire Instructions / Fuel – 3/4

- 1.4.5 Mobile fuel tanks supplying pumps must be placed on **spill containment trays**.
- 1.4.6 Handling of mobile tanks must be supervised by qualified operators.
- 1.4.7 All technical installations (electrical, gas, fuel distribution, etc.) must comply with applicable standards and be **inspected by an approved organization**. Temporary installations are also subject to inspection.
- 1.4.8 **Mechanical protection** must be provided to prevent damage or accidental disconnection of **electrical cables and fuel lines** (liquid and gaseous).

1.5 Fire Safety and Firefighting Equipment

- 1.5.1 An adequate supply of **absorbent material** must be available at each refueling unit.
- 1.5.2 For **pneumatic and/or electric pumps**, a **50 kg ABC powder extinguisher** must be located near each refueling point. A minimum of **two 6 kg ABC powder extinguishers** is required for manual pumps.
- 1.5.3 The storage area must be equipped with **one 6 kg ABC powder extinguisher per 5,000 liters of fuel**.
- 1.5.4 Refueling towers (pneumatic and electric) and connected drums must be **grounded** using **equipotential bonding cables** (clamp-type bonding devices are not permitted).
- 1.5.5 Refueling operations must be performed by **trained and authorized personnel** wearing **flame-resistant clothing**. Each pump must be staffed by a **fuel operator** and a **first-response team member**.
- 1.5.6 Vehicle engines must be **switched off and grounded (if applicable)** during refueling operations.

1.6 Special Provisions

- 1.6.1 When a **temporary refueling installation** is installed within the **24 Hours Paddock**, adjacent and opposite garages (including upper terraces) must remain **unoccupied**, except for **security and refueling staff**.
- Electrical power to these garages must be **disconnected** before installation and **restored one hour after complete dismantling**.
- Garages must be **thoroughly ventilated**.
- Only vehicles using liquid fuels** may be refueled in this configuration.

2. Transport of Liquid Fuel

2.1 General Requirements

- 2.1.1 Fuel transport must be carried out using a **trailer towed by a motorized vehicle**.
- 2.1.2 The total quantity transported must **not exceed 240 liters per transport unit**.
- 2.1.3 The **maximum driving speed** is **25 km/h**.

2.2 Containers

- 2.2.1 **Metal containers** may have a **maximum capacity of 60 L**.
- 2.2.2 Containers must display **hazard labels** identifying the transported material.
- 2.2.3 Containers previously used for other substances **may not** be reused for fuel transport.
- 2.2.4 Containers, whether full or empty, must **remain tightly closed at all times**.

2.3 Loading

- 2.3.1 Containers must be **securely fastened and wedged** on the trailer to prevent movement or friction, using a **purpose-built support structure**.
- 2.3.2 The load's **center of gravity** must be kept **as low as possible** to minimize rollover risk.
- 2.3.3 During fuel transport, the load must **consist exclusively of dedicated fuel containers**.

Security Fire Instructions / Fuel – 4/4

2.4 Towing Vehicle

- 2.4.1 The towing vehicle must be capable of **safely towing and braking** with a fully loaded trailer.
- 2.4.2 It must have a **fully functional parking brake**.
- 2.4.3 A **6 kg powder or 6 liter foam fire extinguisher** must be carried on board, **easily accessible at all times**.
- 2.4.4 The presence of a **co-driver/assistant** is mandatory.
- 2.4.5 The vehicle engine must be **switched off during all handling operations**.

2.5 Transport Trailer

- 2.5.1 Trailer wheels must be **pneumatic or rubber-tired**, with a **minimum load capacity of 200 kg per wheel** and a **minimum diameter of 200 mm**. Wheel hubs should preferably be fitted with **ball or needle bearings**.
- 2.5.2 The **tow hitch and coupling device** must be **CE approved**.
- 2.5.3 A **safety chain or cable** attached to the trailer drawbar must be connected to the **tow hitch**.

2.6 Handling and Safety

- 2.6.1 Both the **driver and assistant** must wear **flame-retardant clothing**.
- 2.6.2 Containers must be **unloaded before any fuel transfer** operation.
- 2.6.3 **Smoking or the use of open flames** is strictly prohibited during transport.
- 2.6.4 Entering the **cargo area** of a covered vehicle transporting flammable liquids is **prohibited** unless lighting devices are **specifically designed to prevent ignition** of flammable vapors.
- 2.6.5 A **technical steward or official** must be present during refueling operations to ensure compliance with these safety requirements and to apply penalties in case of violations.

===