

2025 STICKER REQUIREMENTS

All cars must display the correct stickers, these will need to be collected by the driver/team from the circuit and applied to the car before the race. Failure to display these decals when issued may result in the car failing at scrutineering, or the loss of an award.

Updated 24/2/25



3 x CSCC logos (32cm 11cm)
Must be applied on each side of the car and one on the bonnet.



2 x series logos (15cm x 7cm)
Must be applied on each side of the car in a position of your choice.



2 x Adams & Page logos (25cm x 18cm)
Must be applied on each side of the car in a position of your choice.




3 x CSCC logos (32cm 11cm)
Must be applied on each side of the car and one on the bonnet.




2 x series logos (15cm x 7cm)
Must be applied on each side of the car in a position of your choice.




Location TBC


3 x CSCC logos (32cm 11cm)
Must be applied on each side of the car and one on the bonnet.




2 x series logos (15cm x 7cm)
Must be applied on each side of the car in a position of your choice.



2 x AM logos (52cm x 12cm)
Front and rear number plate area.
If not possible, can be applied on each side of the car.



AM Windscreen strip




3 x CSCC logos (32cm 11cm)
Must be applied on each side of the car and one on the bonnet.



2 x series logos (15cm x 7cm)
Must be applied on each side of the car in a position of your choice.



2 x Front wings either side



1 x on Numberplate
450mm long




3 x CSCC logos (32cm 11cm)
Must be applied on each side of the car and one on the bonnet.



4 x series logos (15cm x 7cm)
Must be applied on each wheel arch.



2 x Gold Arts logos (74cm x 11cm)
To be applied on each side of the engine cover or side of the car.




3 x CSCC logos (32cm 11cm)
Must be applied on each side of the car and one on the bonnet.



2 x series logos (15cm x 7cm)
Must be applied on each side of the car in a position of your choice.




300mm x 130mm x 2 – Front & rear of car
180mm x 80mm x 2 sides of car
90mm X 40mm x 2 optional position




2025 STICKER REQUIREMENTS

All cars must display the correct stickers, these will need to be collected by the driver/team from the circuit and applied to the car before the race. Failure to display these decals when issued may result in the car failing at scrutineering, or the loss of an award.


Updated 24/02/24



3 x CSCC logos (32cm 11cm)
Must be applied on each side of the car and one on the bonnet.



2 x series logos (15cm x 7cm)
Must be applied on each side of the car in a position of your choice.



2 x left and 2 x right 'WOSPs'
20cmx15cm. 2 on windscreen AND 2 in another position of choice.



4 x small WOSP stickers
22cmx6cm
Positions of your choice






3 x CSCC logos (32cm 11cm)
Must be applied on each side of the car and one on the bonnet.




2 x series logos (15cm x 7cm)
Must be applied on each side of the car in a position of your choice.





2 x large Liqui Moly (48cm x 32cm)
Or
2 x medium Liqui Moly (32cm x 21cm)
and 2 x small L. Moly (13cm x 9cm)
Must be applied on each side of the car


3 x CSCC logos (32cm 11cm)
Must be applied on each side of the car and one on the bonnet.




2 x either series logos (15cm x 7cm)
Must be applied on each side of the car in a position of your choice.


1 x Co-ordSport logo (52cm x 12cm)
Front or rear number plate area.




Co-ordsport LIMITED
Windscreen strip


2 x CSCC logos (32cm 11cm)
1 x per side






1 x per side



2 x per side




Class number (x1 per side)
approx 5" (still to be designed)



3 x CSCC logos (32cm 11cm)
Must be applied on each side of the car and one on the bonnet.




2 x series logos (15cm x 7cm)
Must be applied on each side of the car in a position of your choice.




Rear quarter panel, in front of the back wheel.

3 x CSCC logos (32cm 11cm)
Must be applied on each side of the car and one on the bonnet.



2 x series logos (15cm x 7cm)
Must be applied on each side of the car in a position of your choice.



There are no sponsor stickers for the Puma series.

2025 STICKER REQUIREMENTS

All cars must display the correct stickers, these will need to be collected by the driver/team from the circuit and applied to the car before the race. Failure to display these decals when issued may result in the car failing at scrutineering, or the loss of an award.

Updated 24/2/25



3 x CSCC logos (32cm 11cm)
Must be applied on each side of the car and one on the bonnet.




2 x series logos (15cm x 7cm)
Must be applied on each side of the car in a position of your choice.




STICKER DESIGN & LOCATION TO FOLLOW—ALPHA LEXIS



Alpha Lexis
LAW FIRM




3 x CSCC logos (32cm 11cm)
Must be applied on each side of the car and one on the bonnet.



2 x series logos (15cm x 7cm)
1 to be fitted either side of rear of front wing / front of front doors.

Sponsors logos one on either side of the car— Castrol & Dunlop.



All X Prefix cars— A sponsors logo must be carried on each side of the car on the front wing, behind the wheel aperture. It must be



3 x CSCC logos (32cm 11cm)
Must be applied on each side of the car and one on the bonnet.



2 x series logos (15cm x 7cm)
Must be applied on each side of the car in a position of your choice.



RAMAIR Sun Strip
Applied on each side of the car in a position of your choice (Black or White)



RAMAIR Rear Number Plate



1 x per side in position of your choice



Front Number Plate



1 x per side in position of your choice



1 x per side in position of your choice



Fitted front fog light position and rear bumper just behind the rear wheels



3 x CSCC logos (32cm 11cm)
Must be applied under each wing mirror/door on both sides of the car and one on the sun strip



2 x series logos (15cm x 7cm)
Must be applied on each side of the car in a position of your choice.




4 x of each Displayed on all corners of bumpers



Sun Strip

Front/rear Championship numberplates are to be fitted in accordance with drawings which will be supplied.



3 x CSCC logos (32cm 11cm)
Must be applied on each side of the car and one on the bonnet.



2 x series logos (15cm x 7cm)
Must be applied on each side of the car in a position of your choice.



2 x Lackford Engineering Decals - Both sides behind rear wheel arch.



LACKFORD ENGINEERING
MIDGET & SPRITE CHALLENGE
CLASSIC & SPORTS CAR SPECIALISTS
01403 864600
07836 720507
www.lackford.co.uk



3 x CSCC logos (32cm 11cm)
Must be applied on each side of the car and one on the bonnet.



2 x series logos (15cm x 7cm)
Must be applied on each side of the car in a position of your choice.



There are no sponsor stickers for the Verum Builders Open series.