



MIDSUMMER RACE MEETING

Oulton Park International Circuit

12th June 2010



Results Provided by Timing Solutions Ltd
www.tsl-timing.com

CSCC Gold Arts Magnificent Sevens

QUALIFYING - RACE 1 - CLASSIFICATION

POS	NO	CL	NAME	ENTRY	TIME	ON	LAPS	GAP	DIFF	MPH
1	41	C	Marcus HOGGARTH	Caterham R400	1:48.368	7	10			89.42
2	35	B	Andrew GRIFFITHS	Caterham Hayabusa	1:48.510	7	10	0.142	0.142	89.31
3	33	D	Mark COLEING	Caterham CSR	1:49.727	6	6	1.359	1.217	88.32
4	7	C	THOMPSON / THOMPSON	Caterham C400	1:50.392	4	10	2.024	0.665	87.78
5	4	C	Keith DUNN	Caterham C400	1:50.473	7	10	2.105	0.081	87.72
6	17	B	Doug NEWMAN	Caterham H1 Busa	1:50.885	9	9	2.517	0.412	87.39
7	71	B	Ben SHALDERS	Caterham 7	1:50.958	6	9	2.590	0.073	87.34
8	69	C	Kevin WILLIAMS	Caterham C400	1:51.031	2	10	2.663	0.073	87.28
9	55	D	Patrick HAVILL	Caterham 7	1:51.217	7	9	2.849	0.186	87.13
10	93	B	Robert SPENCER	Stuart Taylor Locosaki	1:51.822	5	9	3.454	0.605	86.66
11	14	B	Anthony BENNETT	Caterham R300	1:52.422	4	10	4.054	0.600	86.20
12	11	D	Carl WOODWISS	Caterham CSR	1:52.534	4	9	4.166	0.112	86.11
13	25	B	Peter LAWRENCE	Caterham Superlight R	1:54.571	7	10	6.203	2.037	84.58
14	42	C	MITCHELL / BOURN	Caterham C400	1:54.791	5	8	6.423	0.220	84.42
15	47	D	Kevin HOWELL	Caterham R500	1:54.799	2	9	6.431	0.008	84.41
16	9	D	Michael JONES	Caterham CSR	1:55.831	8	10	7.463	1.032	83.66
17	18	A	JARRAT / RODGERS	Caterham Supersport	1:56.367	3	9	7.999	0.536	83.28
18	60	B	STEPHENS / STEPHENS	Caterham R400	1:56.488	4	9	8.120	0.121	83.19
19	20	B	Tim WOODMAN	Caterham R400	1:56.591	9	10	8.223	0.103	83.12
20	43	D	Bill HAILSTONE	Caterham CSR	1:57.388	4	7	9.020	0.797	82.55
21	10	B	Hugh COULTER	Caterham R400	1:58.894	9	9	10.526	1.506	81.51
22	48	B	SIMPSON / SIMPSON	Caterham Superlight R	1:59.989	4	8	11.621	1.095	80.76
23	6	B	HAMPTON / HAMPTON	Stuart Taylor Locosaki	2:00.009	5	9	11.641	0.020	80.75
24	95	A	REDDING / REDDING	Caterham Roadsport	2:00.514	5	9	12.146	0.505	80.41
25	74	A	Leigh SHARDLOW	Caterham RSA	2:00.795	8	8	12.427	0.281	80.22
26	99	B	Peter FRENCH	Caterham Superlight R	2:01.896	9	9	13.528	1.101	79.50
27	39	A	DRAIN / DRAIN	Caterham Roadsport A	2:02.107	5	7	13.739	0.211	79.36
28	79	A	WILLIAMS / WILLIAMS	Caterham 7	2:04.487	4	8	16.119	2.380	77.84
29	22	A	Alan WILLIAMSON	Caterham Roadsport	2:07.183	8	9	18.815	2.696	76.19
30	88	C	SINCLAIR / WALKER	Westfied SEI	2:07.477	2	5	19.109	0.294	76.02
31	2	B	Rick JONES	Westfield SEIW	2:12.484	9	9	24.116	5.007	73.15

Weather / Track : Cloudy / Dry
 These results are provisional until the conclusion of any judicial and technical matters.

Oulton Park International
 Circuit Length = 2.6920 miles
 Start: 08:29 End: 08:57

Clerk of Course :		Timekeeper :
-------------------	--	--------------

CSCC Gold Arts Magnificent Sevens

QUALIFYING - RACE 1 - LAP ANALYSIS

2	Rick JONES	B Westfield SEIW					
1 -	2:19.224	+ 6.740	8:35:01.413	6 -	2:12.625	+ 0.141	8:46:15.041
2 -	2:16.734	+ 4.250	8:37:18.147	7 -	2:14.184	+ 1.700	8:48:29.225
3 -	2:14.461	+ 1.977	8:39:32.608	8 -	2:15.891	+ 3.407	8:50:45.116
4 -	2:13.792	+ 1.308	8:41:46.400	9 -	2:12.484		8:52:57.600
5 -	2:16.016	+ 3.532	8:44:02.416				
4	Keith DUNN	C Caterham C400					
1 -	1:56.980	+ 6.507	8:34:50.412	6 -	1:51.343	+ 0.870	8:44:13.225
2 -	1:53.192	+ 2.719	8:36:43.604	7 -	1:50.473		8:46:03.698
3 -	1:51.810	+ 1.337	8:38:35.414	8 -	1:50.521	+ 0.048	8:47:54.219
4 -	1:53.591	+ 3.118	8:40:29.005	9 -	1:50.550	+ 0.077	8:49:44.769
5 -	1:52.877	+ 2.404	8:42:21.882	10 -	1:58.471	+ 7.998	8:51:43.240
6	HAMPTON / HAMPTON	B Stuart Taylor Locosaki					
1 -	2:04.164	+ 4.155	8:34:24.305	6 -	2:05.580 P	+ 5.571	8:44:33.810
2 -	2:02.335	+ 2.326	8:36:26.640	7 -	3:46.187	+ 1:46.178	8:48:19.997
3 -	2:01.483	+ 1.474	8:38:28.123	8 -	2:02.245	+ 2.236	8:50:22.242
4 -	2:00.098	+ 0.089	8:40:28.221	9 -	2:04.999	+ 4.990	8:52:27.241
5 -	2:00.009		8:42:28.230				
7	THOMPSON / THOMPSON	C Caterham C400					
1 -	1:51.454	+ 1.062	8:33:56.862	6 -	2:23.036 P	+ 32.644	8:43:48.384
2 -	1:51.175	+ 0.783	8:35:48.037	7 -	3:33.069	+ 1:42.677	8:47:21.453
3 -	1:55.831	+ 5.439	8:37:43.868	8 -	1:53.327	+ 2.935	8:49:14.780
4 -	1:50.392		8:39:34.260	9 -	1:52.331	+ 1.939	8:51:07.111
5 -	1:51.088	+ 0.696	8:41:25.348	10 -	2:05.769 P	+ 15.377	8:53:12.880
9	Michael JONES	D Caterham CSR					
1 -	1:59.486	+ 3.655	8:34:13.633	6 -	1:56.455	+ 0.624	8:44:00.694
2 -	1:57.448	+ 1.617	8:36:11.081	7 -	1:55.941	+ 0.110	8:45:56.635
3 -	1:57.815	+ 1.984	8:38:08.896	8 -	1:55.831		8:47:52.466
4 -	1:57.367	+ 1.536	8:40:06.263	9 -	1:58.516	+ 2.685	8:49:50.982
5 -	1:57.976	+ 2.145	8:42:04.239	10 -	2:42.470 P	+ 46.639	8:52:33.452
10	Hugh COULTER	B Caterham R400					
1 -	2:09.290	+ 10.396	8:34:57.481	6 -	1:59.062	+ 0.168	8:45:14.863
2 -	2:07.248	+ 8.354	8:37:04.729	7 -	2:05.352	+ 6.458	8:47:20.215
3 -	2:03.195	+ 4.301	8:39:07.924	8 -	2:01.822	+ 2.928	8:49:22.037
4 -	2:02.964	+ 4.070	8:41:10.888	9 -	1:58.894		8:51:20.931
5 -	2:04.913	+ 6.019	8:43:15.801				
11	Carl WOODWISS	D Caterham CSR					
1 -	1:54.274	+ 1.740	8:34:01.130	6 -	1:53.337	+ 0.803	8:43:29.700
2 -	1:56.675	+ 4.141	8:35:57.805	7 -	1:58.854 P	+ 6.320	8:45:28.554
3 -	1:52.820	+ 0.286	8:37:50.625	8 -	4:24.462	+ 2:31.928	8:49:53.016
4 -	1:52.534		8:39:43.159	9 -	1:57.547	+ 5.013	8:51:50.563
5 -	1:53.204	+ 0.670	8:41:36.363				
14	Anthony BENNETT	B Caterham R300					
1 -	1:54.316	+ 1.894	8:34:01.857	6 -	1:53.135	+ 0.713	8:43:28.983
2 -	1:54.337	+ 1.915	8:35:56.194	7 -	1:52.972	+ 0.550	8:45:21.955
3 -	1:52.600	+ 0.178	8:37:48.794	8 -	1:56.854	+ 4.432	8:47:18.809
4 -	1:52.422		8:39:41.216	9 -	1:55.717	+ 3.295	8:49:14.526
5 -	1:54.632	+ 2.210	8:41:35.848	10 -	1:56.438	+ 4.016	8:51:10.964
17	Doug NEWMAN	B Caterham H1 Busa					
1 -	1:56.129	+ 5.244	8:34:42.568	6 -	1:51.223	+ 0.338	8:45:46.406
2 -	1:54.861	+ 3.976	8:36:37.429	7 -	1:51.587	+ 0.702	8:47:37.993
3 -	1:59.304 P	+ 8.419	8:38:36.733	8 -	1:51.924	+ 1.039	8:49:29.917
4 -	3:25.850	+ 1:34.965	8:42:02.583	9 -	1:50.885		8:51:20.802

Weather / Track : Cloudy / Dry

Oulton Park International
Circuit Length = 2.6920 miles
Start: 08:29 End: 08:57

CSCC Gold Arts Magnificent Sevens

QUALIFYING - RACE 1 - LAP ANALYSIS

5 -	1:52.600	+ 1.715	8:43:55.183			
18	JARRAT / RODGERS		A Caterham Supersport			
1 -	2:17.607	+ 21.240	8:35:19.037	6 -	2:02.866 P	+ 6.499 8:45:11.267
2 -	1:57.976	+ 1.609	8:37:17.013	7 -	3:58.651	+ 2:02.284 8:49:09.918
3 -	1:56.367		8:39:13.380	8 -	1:57.033	+ 0.666 8:51:06.951
4 -	1:58.056	+ 1.689	8:41:11.436	9 -	2:01.095	+ 4.728 8:53:08.046
5 -	1:56.965	+ 0.598	8:43:08.401			
20	Tim WOODMAN		B Caterham R400			
1 -	2:05.243	+ 8.652	8:34:51.601	6 -	1:58.717	+ 2.126 8:44:52.529
2 -	2:03.799	+ 7.208	8:36:55.400	7 -	1:57.263	+ 0.672 8:46:49.792
3 -	2:00.641	+ 4.050	8:38:56.041	8 -	1:56.683	+ 0.092 8:48:46.475
4 -	1:59.391	+ 2.800	8:40:55.432	9 -	1:56.591	8:50:43.066
5 -	1:58.380	+ 1.789	8:42:53.812	10 -	2:06.155	+ 9.564 8:52:49.221
22	Alan WILLIAMSON		A Caterham Roadsport			
1 -	2:14.958	+ 7.775	8:34:46.778	6 -	2:08.388	+ 1.205 8:45:39.460
2 -	2:14.520	+ 7.337	8:37:01.298	7 -	2:08.131	+ 0.948 8:47:47.591
3 -	2:10.865	+ 3.682	8:39:12.163	8 -	2:07.183	8:49:54.774
4 -	2:08.990	+ 1.807	8:41:21.153	9 -	2:10.610	+ 3.427 8:52:05.384
5 -	2:09.919	+ 2.736	8:43:31.072			
25	Peter LAWRENCE		B Caterham Superlight R			
1 -	1:56.973	+ 2.402	8:34:08.909	6 -	1:58.087	+ 3.516 8:43:51.001
2 -	1:56.599	+ 2.028	8:36:05.508	7 -	1:54.571	8:45:45.572
3 -	1:55.226	+ 0.655	8:38:00.734	8 -	1:56.721	+ 2.150 8:47:42.293
4 -	1:56.420	+ 1.849	8:39:57.154	9 -	1:57.591	+ 3.020 8:49:39.884
5 -	1:55.760	+ 1.189	8:41:52.914	10 -	2:10.928 P	+ 16.357 8:51:50.812
33	Mark COLEING		D Caterham CSR			
1 -	1:53.747	+ 4.020	8:36:49.646	4 -	1:58.224 P	+ 8.497 8:42:33.281
2 -	1:52.748	+ 3.021	8:38:42.394	5 -	6:40.393	+ 4:50.666 8:49:13.674
3 -	1:52.663	+ 2.936	8:40:35.057	6 -	1:49.727	8:51:03.401
35	Andrew GRIFFITHS		B Caterham Hayabusa			
1 -	2:07.016	+ 18.506	8:35:09.228	6 -	2:00.537	+ 12.027 8:44:36.410
2 -	1:53.511	+ 5.001	8:37:02.739	7 -	1:48.510	8:46:24.920
3 -	1:52.268	+ 3.758	8:38:55.007	8 -	2:10.673	+ 22.163 8:48:35.593
4 -	1:51.804	+ 3.294	8:40:46.811	9 -	2:10.119	+ 21.609 8:50:45.712
5 -	1:49.062	+ 0.552	8:42:35.873	10 -	2:09.324	+ 20.814 8:52:55.036
39	DRAIN / DRAIN		A Caterham Roadsport A			
1 -	2:02.575	+ 0.468	8:34:34.391	5 -	2:02.107	8:45:55.797
2 -	2:15.324 P	+ 13.217	8:36:49.715	6 -	2:07.563 P	+ 5.456 8:48:03.360
3 -	5:00.599	+ 2:58.492	8:41:50.314	7 -	3:32.355	+ 1:30.248 8:51:35.715
4 -	2:03.376	+ 1.269	8:43:53.690			
41	Marcus HOGGARTH		C Caterham R400			
1 -	1:51.206	+ 2.838	8:33:51.393	6 -	3:43.713	+ 1:55.345 8:45:00.830
2 -	1:50.320	+ 1.952	8:35:41.713	7 -	1:48.368	8:46:49.198
3 -	1:50.424	+ 2.056	8:37:32.137	8 -	1:49.070	+ 0.702 8:48:38.268
4 -	1:49.666	+ 1.298	8:39:21.803	9 -	1:51.076	+ 2.708 8:50:29.344
5 -	1:55.314 P	+ 6.946	8:41:17.117	10 -	2:05.738 P	+ 17.370 8:52:35.082
42	MITCHELL / BOURN		C Caterham C400			
1 -	2:06.370	+ 11.579	8:34:57.386	5 -	1:54.791	8:42:42.073
2 -	1:58.363	+ 3.572	8:36:55.749	6 -	2:02.223 P	+ 7.432 8:44:44.296
3 -	1:56.573	+ 1.782	8:38:52.322	7 -	5:16.924	+ 3:22.133 8:50:01.220
4 -	1:54.960	+ 0.169	8:40:47.282	8 -	1:56.743	+ 1.952 8:51:57.963

Weather / Track : Cloudy / Dry

Oulton Park International
Circuit Length = 2.6920 miles
Start: 08:29 End: 08:57

CSCC Gold Arts Magnificent Sevens
QUALIFYING - RACE 1 - LAP ANALYSIS

43	Bill HAILSTONE		D Caterham CSR				
1 -	2:01.292	+ 3.904	8:34:44.411	5 -	2:00.062 P	+ 2.674	8:42:37.218
2 -	1:57.842	+ 0.454	8:36:42.253	6 -	7:02.390	+ 5:05.002	8:49:39.608
3 -	1:57.515	+ 0.127	8:38:39.768	7 -	2:27.546 P	+ 30.158	8:52:07.154
4 -	1:57.388		8:40:37.156				
47	Kevin HOWELL		D Caterham R500				
1 -	1:59.157	+ 4.358	8:34:41.146	6 -	1:54.821	+ 0.022	8:45:27.398
2 -	1:54.799		8:36:35.945	7 -	1:56.297	+ 1.498	8:47:23.695
3 -	1:55.488	+ 0.689	8:38:31.433	8 -	2:05.115	+ 10.316	8:49:28.810
4 -	2:02.504 P	+ 7.705	8:40:33.937	9 -	1:57.300	+ 2.501	8:51:26.110
5 -	2:58.640	+ 1:03.841	8:43:32.577				
48	SIMPSON / SIMPSON		B Caterham Superlight R				
1 -	2:07.824	+ 7.835	8:34:48.540	5 -	2:08.415 P	+ 8.426	8:43:07.515
2 -	2:05.704	+ 5.715	8:36:54.244	6 -	4:22.033	+ 2:22.044	8:47:29.548
3 -	2:04.867	+ 4.878	8:38:59.111	7 -	2:09.895	+ 9.906	8:49:39.443
4 -	1:59.989		8:40:59.100	8 -	2:11.095	+ 11.106	8:51:50.538
55	Patrick HAVILL		D Caterham 7				
1 -	1:55.875	+ 4.658	8:34:10.236	6 -	4:48.704	+ 2:57.487	8:46:42.530
2 -	1:54.747	+ 3.530	8:36:04.983	7 -	1:51.217		8:48:33.747
3 -	1:53.275	+ 2.058	8:37:58.258	8 -	1:53.584	+ 2.367	8:50:27.331
4 -	1:53.346	+ 2.129	8:39:51.604	9 -	1:59.856	+ 8.639	8:52:27.187
5 -	2:02.222 P	+ 11.005	8:41:53.826				
60	STEPHENS / STEPHENS		B Caterham R400				
1 -	2:00.813	+ 4.325	8:34:34.958	6 -	3:48.841	+ 1:52.353	8:46:19.683
2 -	2:00.845	+ 4.357	8:36:35.803	7 -	2:10.891	+ 14.403	8:48:30.574
3 -	1:56.526	+ 0.038	8:38:32.329	8 -	2:10.823	+ 14.335	8:50:41.397
4 -	1:56.488		8:40:28.817	9 -	2:11.662	+ 15.174	8:52:53.059
5 -	2:02.025 P	+ 5.537	8:42:30.842				
69	Kevin WILLIAMS		C Caterham C400				
1 -	1:52.060	+ 1.029	8:33:57.678	6 -	1:52.722	+ 1.691	8:43:18.265
2 -	1:51.031		8:35:48.709	7 -	1:51.896	+ 0.865	8:45:10.161
3 -	1:51.418	+ 0.387	8:37:40.127	8 -	2:11.609	+ 20.578	8:47:21.770
4 -	1:51.332	+ 0.301	8:39:31.459	9 -	1:52.370	+ 1.339	8:49:14.140
5 -	1:54.084	+ 3.053	8:41:25.543	10 -	1:51.673	+ 0.642	8:51:05.813
71	Ben SHALDERS		B Caterham 7				
1 -	1:55.061	+ 4.103	8:34:30.707	6 -	1:50.958		8:43:52.590
2 -	1:53.251	+ 2.293	8:36:23.958	7 -	2:12.461 P	+ 21.503	8:46:05.051
3 -	1:53.409	+ 2.451	8:38:17.367	8 -	4:56.874	+ 3:05.916	8:51:01.925
4 -	1:51.933	+ 0.975	8:40:09.300	9 -	1:56.210	+ 5.252	8:52:58.135
5 -	1:52.332	+ 1.374	8:42:01.632				
74	Leigh SHARDLOW		A Caterham RSA				
1 -	2:06.030	+ 5.235	8:34:59.230	5 -	2:02.207	+ 1.412	8:43:12.556
2 -	2:04.647	+ 3.852	8:37:03.877	6 -	2:05.421 P	+ 4.626	8:45:17.977
3 -	2:03.688	+ 2.893	8:39:07.565	7 -	3:55.257	+ 1:54.462	8:49:13.234
4 -	2:02.784	+ 1.989	8:41:10.349	8 -	2:00.795		8:51:14.029
79	WILLIAMS / WILLIAMS		A Caterham 7				
1 -	2:06.760	+ 2.273	8:34:56.808	5 -	2:07.733 P	+ 3.246	8:43:19.740
2 -	2:06.155	+ 1.668	8:37:02.963	6 -	4:10.921	+ 2:06.434	8:47:30.661
3 -	2:04.557	+ 0.070	8:39:07.520	7 -	2:31.218	+ 26.731	8:50:01.879
4 -	2:04.487		8:41:12.007	8 -	2:36.262 P	+ 31.775	8:52:38.141
88	SINCLAIR / WALKER		C Westfied SEI				
1 -	2:08.728	+ 1.251	8:34:56.179	4 -	9:29.921	+ 7:22.444	8:48:52.289

Weather / Track : Cloudy / Dry

Oulton Park International
Circuit Length = 2.6920 miles
Start: 08:29 End: 08:57

CSCC Gold Arts Magnificent Sevens
QUALIFYING - RACE 1 - LAP ANALYSIS

2 -	2:07.477		8:37:03.656	5 -	2:19.028	+ 11.551	8:51:11.317
3 -	2:18.712 P	+ 11.235	8:39:22.368				
93	Robert SPENCER		B	Stuart Taylor Locosaki			
1 -	1:55.130	+ 3.308	8:34:14.230	6 -	1:56.475	+ 4.653	8:47:13.959
2 -	2:03.338 P	+ 11.516	8:36:17.568	7 -	1:52.168	+ 0.346	8:49:06.127
3 -	5:14.565	+ 3:22.743	8:41:32.133	8 -	1:51.828	+ 0.006	8:50:57.955
4 -	1:53.529	+ 1.707	8:43:25.662	9 -	1:54.566	+ 2.744	8:52:52.521
5 -	1:51.822		8:45:17.484				
95	REDDING / REDDING		A	Caterham Roadsport			
1 -	2:06.081	+ 5.567	8:34:40.010	6 -	2:00.907	+ 0.393	8:44:46.305
2 -	2:01.893	+ 1.379	8:36:41.903	7 -	2:05.488 P	+ 4.974	8:46:51.793
3 -	2:01.987	+ 1.473	8:38:43.890	8 -	3:29.899	+ 1:29.385	8:50:21.692
4 -	2:00.994	+ 0.480	8:40:44.884	9 -	2:05.995	+ 5.481	8:52:27.687
5 -	2:00.514		8:42:45.398				
99	Peter FRENCH		B	Caterham Superlight R			
1 -	2:07.092	+ 5.196	8:34:49.960	6 -	2:04.092	+ 2.196	8:45:11.819
2 -	2:05.002	+ 3.106	8:36:54.962	7 -	2:06.093	+ 4.197	8:47:17.912
3 -	2:06.910	+ 5.014	8:39:01.872	8 -	2:05.984	+ 4.088	8:49:23.896
4 -	2:02.636	+ 0.740	8:41:04.508	9 -	2:01.896		8:51:25.792
5 -	2:03.219	+ 1.323	8:43:07.727				

Weather / Track : Cloudy / Dry

Oulton Park International
 Circuit Length = 2.6920 miles
 Start: 08:29 End: 08:57

CSCC Gold Arts Magnificent Sevens

RACE 1 - GRID

ROW 16	2:12.484 2 Rick JONES		
ROW 15	2:07.183 22 Alan WILLIAMSON	2:07.477 88 SINCLAIR / WALKER	
ROW 14	2:02.107 39 DRAIN / DRAIN		2:04.487 79 WILLIAMS / WILLIAMS
ROW 13	2:00.795 74 Leigh SHARDLOW	2:01.896 99 Peter FRENCH	
ROW 12	2:00.009 6 HAMPTON / HAMPTON		2:00.514 95 REDDING / REDDING
ROW 11	1:58.894 10 Hugh COULTER	1:59.989 48 SIMPSON / SIMPSON	
ROW 10	1:56.591 20 Tim WOODMAN		1:57.388 43 Bill HAILSTONE
ROW 9	1:56.367 18 JARRAT / RODGERS	1:56.488 60 STEPHENS / STEPHENS	
ROW 8	1:54.799 47 Kevin HOWELL		1:55.831 9 Michael JONES
ROW 7	1:54.571 25 Peter LAWRENCE	1:54.791 42 MITCHELL / BOURN	
ROW 6	1:52.422 14 Anthony BENNETT		1:52.534 11 Carl WOODWISS
ROW 5	1:51.217 55 Patrick HAVILL	1:51.822 93 Robert SPENCER	
ROW 4	1:50.958 71 Ben SHALDERS		1:51.031 69 Kevin WILLIAMS
ROW 3	1:50.473 4 Keith DUNN	1:50.885 17 Doug NEWMAN	
ROW 2	1:49.727 33 Mark COLEING		1:50.392 7 THOMPSON / THOMPSON
ROW 1	1:48.368 41 Marcus HOGGARTH	1:48.510 35 Andrew GRIFFITHS	

Pole

Oulton Park International
Circuit Length = 2.6920 miles

These results are provisional until the conclusion of any judicial and technical matters.

Clerk of Course :

Timekeeper :

CSCC Swinging Sixties

QUALIFYING - RACE 2 - CLASSIFICATION

POS	NO	CL	NAME	ENTRY	TIME	ON	LAPS	GAP	DIFF	MPH
1	99	H	John MUIRHEAD	Lotus Seven	1:56.471	11	12			83.20
2	91	H	BOLAND / LEE	Lotus Seven SII	1:59.687	11	12	3.216	3.216	80.97
3	12	H	ROTHWELL / BENTHAM	Lotus Elan S1	2:01.932	11	11	5.461	2.245	79.48
4	57	D	Alan CHARLTON	Triumph TR6	2:02.808	11	11	6.337	0.876	78.91
5	30	D	PETCH / PETCH	Triumph TR5	2:02.913	4	6	6.442	0.105	78.84
6	85	H	Stephen BOND	Lotus Elan 26R	2:03.797	12	12	7.326	0.884	78.28
7	14	D	SANDERS / FARRINGTON	Scimitar SE	2:04.383	12	12	7.912	0.586	77.91
8	26	H	Frank GRIMLEY	Lotus Elan S4	2:04.470	9	9	7.999	0.087	77.86
9	53	B	Andy YOOL	Ford Anglia	2:06.036	3	6	9.565	1.566	76.89
10	75	D	GOUGH / DANIELS	Marcos 3 Litre	2:07.223	10	10	10.752	1.187	76.17
11	16	H	HALSTEAD / McPHERSON	Lotus Elan	2:07.233	10	10	10.762	0.010	76.16
12	18	A	Charles MARRIOTT	Austin Healey Frogeye Sprite	2:07.531	9	10	11.060	0.298	75.99
13	7	H	Bill BRAITHWAITE	Lotus Europa	2:07.679	12	12	11.208	0.148	75.90
14	55	F	Alistair DYSON	Jaguar E-Type	2:07.859	11	11	11.388	0.180	75.79
15	56	A	LASKEY / McGEE	MG Midget	2:08.325	3	10	11.854	0.466	75.52
16	76	D	Kevan HADFIELD	Triumph TR4	2:08.697	8	9	12.226	0.372	75.30
17	82	A	CAIRNS / McKOEN	Austin Healey Frogeye Sprite	2:10.974	4	10	14.503	2.277	73.99
18	38	E	Roger BOWMAN	Jaguar Mk1 Saloon	2:11.395	3	4	14.924	0.421	73.75
19	41	C	GILL / UTTING	Alfa Romeo GTV	2:12.731	3	10	16.260	1.336	73.01
20	34	D	Noel BARRACLOUGH	Triumph TR5	2:14.029	10	11	17.558	1.298	72.30
21	39	C	David GRIFFITHS	MG B Roadster	2:14.528	9	10	18.057	0.499	72.03
22	71	D	Colin SWINNERTON	Scimitar SE5	2:14.598	10	11	18.127	0.070	72.00
23	49	E	GRAY / GRAY	Jaguar E-Type	2:15.846	8	9	19.375	1.248	71.34
24	93	D	McBRIDE / DOMIN	MG C GT	2:15.955	4	10	19.484	0.109	71.28
25	35	E	Norman DAVIDSON-KELLY	Jaguar E-Type	2:16.093	11	11	19.622	0.138	71.21
26	3	D	Ray STEWART	Ferrari 246 GT	2:16.478	8	10	20.007	0.385	71.00
27	5	C	PEAD / DENNETT	BMW 2002 Ti	2:17.739	9	10	21.268	1.261	70.35
28	2	C	GRAY / BRIDGEMAN-WILLIAMS	Sunbeam Alpine	2:17.850	9	9	21.379	0.111	70.30
29	4	C	John LESLIE	MG B	2:20.539	10	11	24.068	2.689	68.95
30	68	C	Christopher EDWARDS	Triumph GT6	2:20.695	2	3	24.224	0.156	68.88
31	74	B	Ian PERCIVAL	Triumph Herald	2:24.170	2	2	27.699	3.475	67.22
32	44	F	Chris BLEWETT	Ginetta G4	2:24.807	3	9	28.336	0.637	66.92
33	54	B	CORNWALLS / HUNTING	BMW 1600 Ti	2:32.313	9	9	35.842	7.506	63.62
34	69	D	Gary RAFFRAY	Marcos GT 3 Litre	2:34.327	3	8	37.856	2.014	62.79
35	21	A	Peter CHAPPELL	Austin Healey Sprite	2:35.513	9	9	39.042	1.186	62.31
36	88	A	Simon PAGE	Austin Healey Frogeye Sprite		0	2			

Weather / Track : Cloudy / Dry

These results are provisional until the conclusion of any judicial and technical matters.

Oulton Park International
Circuit Length = 2.6920 miles
Start: 09:05 End: 09:39

Clerk of Course :

Timekeeper :

CSCC Swinging Sixties

QUALIFYING - RACE 2 - LAP ANALYSIS

2	GRAY / BRIDGEMAN-WILLIAMS			C Sunbeam Alpine			
1 -	2:26.932	+ 9.082	9:11:16.761	6 -	6:19.065	+ 4:01.215	9:29:02.845
2 -	2:33.790	+ 15.940	9:13:50.551	7 -	2:21.838	+ 3.988	9:31:24.683
3 -	2:24.069	+ 6.219	9:16:14.620	8 -	2:18.240	+ 0.390	9:33:42.923
4 -	2:22.777	+ 4.927	9:18:37.397	9 -	2:17.850		9:36:00.773
5 -	4:06.383 P	+ 1:48.533	9:22:43.780				
3	Ray STEWART			D Ferrari 246 GT			
1 -	2:19.555	+ 3.077	9:11:27.533	6 -	3:09.014	+ 52.536	9:26:23.454
2 -	2:24.856 P	+ 8.378	9:13:52.389	7 -	2:21.395	+ 4.917	9:28:44.849
3 -	4:06.460	+ 1:49.982	9:17:58.849	8 -	2:16.478		9:31:01.327
4 -	2:36.400	+ 19.922	9:20:35.249	9 -	2:19.499	+ 3.021	9:33:20.826
5 -	2:39.191	+ 22.713	9:23:14.440	10 -	2:18.579	+ 2.101	9:35:39.405
4	John LESLIE			C MG B			
1 -	2:32.767	+ 12.228	9:10:54.900	7 -	2:55.591	+ 35.052	9:27:13.438
2 -	2:25.409	+ 4.870	9:13:20.309	8 -	2:27.489	+ 6.950	9:29:40.927
3 -	2:22.570	+ 2.031	9:15:42.879	9 -	2:24.424	+ 3.885	9:32:05.351
4 -	2:29.537	+ 8.998	9:18:12.416	10 -	2:20.539		9:34:25.890
5 -	2:54.448	+ 33.909	9:21:06.864	11 -	2:21.819	+ 1.280	9:36:47.709
6 -	3:10.983	+ 50.444	9:24:17.847				
5	PEAD / DENNETT			C BMW 2002 Ti			
1 -	2:22.869	+ 5.130	9:11:19.652	6 -	3:09.761	+ 52.022	9:24:20.862
2 -	2:23.930	+ 6.191	9:13:43.582	7 -	3:03.467 P	+ 45.728	9:27:24.329
3 -	2:17.908	+ 0.169	9:16:01.490	8 -	3:27.206	+ 1:09.467	9:30:51.535
4 -	2:20.082	+ 2.343	9:18:21.572	9 -	2:17.739		9:33:09.274
5 -	2:49.529	+ 31.790	9:21:11.101	10 -	2:19.597	+ 1.858	9:35:28.871
7	Bill BRAITHWAITE			H Lotus Europa			
1 -	2:16.903	+ 9.224	9:10:40.335	7 -	3:22.728	+ 1:15.049	9:26:12.105
2 -	2:17.888	+ 10.209	9:12:58.223	8 -	2:11.705	+ 4.026	9:28:23.810
3 -	2:14.555	+ 6.876	9:15:12.778	9 -	2:08.381	+ 0.702	9:30:32.191
4 -	2:13.899	+ 6.220	9:17:26.677	10 -	2:08.175	+ 0.496	9:32:40.366
5 -	2:30.459	+ 22.780	9:19:57.136	11 -	2:08.117	+ 0.438	9:34:48.483
6 -	2:52.241	+ 44.562	9:22:49.377	12 -	2:07.679		9:36:56.162
12	ROTHWELL / BENTHAM			H Lotus Elan S1			
1 -	2:17.218	+ 15.286	9:10:40.024	7 -	2:12.370	+ 10.438	9:28:33.663
2 -	2:12.349	+ 10.417	9:12:52.373	8 -	2:04.994	+ 3.062	9:30:38.657
3 -	2:11.973	+ 10.041	9:15:04.346	9 -	2:03.446	+ 1.514	9:32:42.103
4 -	2:24.419	+ 22.487	9:17:28.765	10 -	2:02.981	+ 1.049	9:34:45.084
5 -	2:29.063 P	+ 27.131	9:19:57.828	11 -	2:01.932		9:36:47.016
6 -	6:23.465	+ 4:21.533	9:26:21.293				
14	SANDERS / FARRINGTON			D Scimitar SE			
1 -	2:08.785	+ 4.402	9:09:52.387	7 -	3:09.660	+ 1:05.277	9:24:20.024
2 -	2:06.382	+ 1.999	9:11:58.769	8 -	2:54.433	+ 50.050	9:27:14.457
3 -	2:07.983	+ 3.600	9:14:06.752	9 -	2:10.936	+ 6.553	9:29:25.393
4 -	2:06.397	+ 2.014	9:16:13.149	10 -	2:05.884	+ 1.501	9:31:31.277
5 -	2:08.839	+ 4.456	9:18:21.988	11 -	2:05.201	+ 0.818	9:33:36.478
6 -	2:48.376	+ 43.993	9:21:10.364	12 -	2:04.383		9:35:40.861
16	HALSTEAD / McPHERSON			H Lotus Elan			
1 -	2:28.716	+ 21.483	9:11:24.563	6 -	2:45.055 P	+ 37.822	9:23:21.881
2 -	2:15.894	+ 8.661	9:13:40.457	7 -	5:33.460	+ 3:26.227	9:28:55.341
3 -	2:11.085	+ 3.852	9:15:51.542	8 -	2:08.831	+ 1.598	9:31:04.172
4 -	2:12.294	+ 5.061	9:18:03.836	9 -	2:07.772	+ 0.539	9:33:11.944
5 -	2:32.990	+ 25.757	9:20:36.826	10 -	2:07.233		9:35:19.177

Weather / Track : Cloudy / Dry

Oulton Park International
Circuit Length = 2.6920 miles
Start: 09:05 End: 09:39

CSCC Swinging Sixties

QUALIFYING - RACE 2 - LAP ANALYSIS

18	Charles MARRIOTT		A Austin Healey Frogeye Sprite				
1 -	2:18.339	+ 10.808	9:10:19.112	6 -	3:48.500 P	+ 1:40.969	9:22:59.467
2 -	2:13.523	+ 5.992	9:12:32.635	7 -	6:10.143	+ 4:02.612	9:29:09.610
3 -	2:11.066	+ 3.535	9:14:43.701	8 -	2:07.651	+ 0.120	9:31:17.261
4 -	2:09.531	+ 2.000	9:16:53.232	9 -	2:07.531		9:33:24.792
5 -	2:17.735	+ 10.204	9:19:10.967	10 -	2:09.680	+ 2.149	9:35:34.472
21	Peter CHAPPELL		A Austin Healey Sprite				
1 -	2:50.525	+ 15.012	9:12:28.011	6 -	2:55.714	+ 20.201	9:27:12.972
2 -	2:44.550	+ 9.037	9:15:12.561	7 -	2:41.762	+ 6.249	9:29:54.734
3 -	2:42.981	+ 7.468	9:17:55.542	8 -	2:39.595	+ 4.082	9:32:34.329
4 -	3:10.256	+ 34.743	9:21:05.798	9 -	2:35.513		9:35:09.842
5 -	3:11.460	+ 35.947	9:24:17.258				
26	Frank GRIMLEY		H Lotus Elan S4				
1 -	2:18.148	+ 13.678	9:10:11.859	6 -	2:09.835	+ 5.365	9:29:46.427
2 -	2:23.722 P	+ 19.252	9:12:35.581	7 -	2:08.690	+ 4.220	9:31:55.117
3 -	3:26.586	+ 1:22.116	9:16:02.167	8 -	2:06.710	+ 2.240	9:34:01.827
4 -	8:05.475	+ 6:01.005	9:24:07.642	9 -	2:04.470		9:36:06.297
5 -	3:28.950	+ 1:24.480	9:27:36.592				
30	PETCH / PETCH		D Triumph TR5				
1 -	2:17.383	+ 14.470	9:11:12.207	4 -	2:02.913		9:30:02.907
2 -	2:14.972	+ 12.059	9:13:27.179	5 -	2:13.809 P	+ 10.896	9:32:16.716
3 -	14:32.815	+ 12:29.902	9:27:59.994	6 -	4:09.725	+ 2:06.812	9:36:26.441
34	Noel BARRACLOUGH		D Triumph TR5				
1 -	2:25.807	+ 11.778	9:11:14.913	7 -	2:56.810	+ 42.781	9:27:19.077
2 -	2:23.731	+ 9.702	9:13:38.644	8 -	2:18.686	+ 4.657	9:29:37.763
3 -	2:21.306	+ 7.277	9:15:59.950	9 -	2:16.278	+ 2.249	9:31:54.041
4 -	2:21.390	+ 7.361	9:18:21.340	10 -	2:14.029		9:34:08.070
5 -	2:51.438	+ 37.409	9:21:12.778	11 -	2:18.514	+ 4.485	9:36:26.584
6 -	3:09.489	+ 55.460	9:24:22.267				
35	Norman DAVIDSON-KELLY		E Jaguar E-Type				
1 -	2:20.944	+ 4.851	9:10:50.246	7 -	3:13.876	+ 57.783	9:26:12.938
2 -	2:18.223	+ 2.130	9:13:08.469	8 -	2:22.057	+ 5.964	9:28:34.995
3 -	2:19.094	+ 3.001	9:15:27.563	9 -	2:22.620	+ 6.527	9:30:57.615
4 -	2:19.244	+ 3.151	9:17:46.807	10 -	2:18.955	+ 2.862	9:33:16.570
5 -	2:38.057	+ 21.964	9:20:24.864	11 -	2:16.093		9:35:32.663
6 -	2:34.198	+ 18.105	9:22:59.062				
38	Roger BOWMAN		E Jaguar Mk1 Saloon				
1 -	2:14.220	+ 2.825	9:10:14.949	3 -	2:11.395		9:14:42.497
2 -	2:16.153	+ 4.758	9:12:31.102	4 -	2:33.029 P	+ 21.634	9:17:15.526
39	David GRIFFITHS		C MG B Roadster				
1 -	2:22.562	+ 8.034	9:10:35.854	6 -	6:02.812	+ 3:48.284	9:26:20.167
2 -	2:25.751	+ 11.223	9:13:01.605	7 -	2:18.448	+ 3.920	9:28:38.615
3 -	2:19.745	+ 5.217	9:15:21.350	8 -	2:18.681	+ 4.153	9:30:57.296
4 -	2:21.858	+ 7.330	9:17:43.208	9 -	2:14.528		9:33:11.824
5 -	2:34.147 P	+ 19.619	9:20:17.355	10 -	2:16.116	+ 1.588	9:35:27.940
41	GILL / UTTING		C Alfa Romeo GTV				
1 -	2:16.357	+ 3.626	9:10:24.512	6 -	6:50.742	+ 4:38.011	9:26:15.427
2 -	2:12.920	+ 0.189	9:12:37.432	7 -	2:26.666	+ 13.935	9:28:42.093
3 -	2:12.731		9:14:50.163	8 -	2:18.239	+ 5.508	9:31:00.332
4 -	2:13.986	+ 1.255	9:17:04.149	9 -	2:16.922	+ 4.191	9:33:17.254
5 -	2:20.536 P	+ 7.805	9:19:24.685	10 -	2:16.318	+ 3.587	9:35:33.572

Weather / Track : Cloudy / Dry

Oulton Park International
Circuit Length = 2.6920 miles
Start: 09:05 End: 09:39

CSCC Swinging Sixties

QUALIFYING - RACE 2 - LAP ANALYSIS

44	Chris BLEWETT		F Ginetta G4				
1 -	2:34.478	+ 9.671	9:11:45.774	6 -	6:13.662	+ 3:48.855	9:29:11.649
2 -	2:29.936	+ 5.129	9:14:15.710	7 -	2:29.460	+ 4.653	9:31:41.109
3 -	2:24.807		9:16:40.517	8 -	2:26.712	+ 1.905	9:34:07.821
4 -	2:29.451	+ 4.644	9:19:09.968	9 -	2:25.450	+ 0.643	9:36:33.271
5 -	3:48.019 P	+ 1:23.212	9:22:57.987				
49	GRAY / GRAY		E Jaguar E-Type				
1 -	2:21.364	+ 5.518	9:11:32.724	6 -	2:22.787	+ 6.941	9:28:48.967
2 -	2:19.828	+ 3.982	9:13:52.552	7 -	2:18.379	+ 2.533	9:31:07.346
3 -	2:20.841	+ 4.995	9:16:13.393	8 -	2:15.846		9:33:23.192
4 -	2:24.409 P	+ 8.563	9:18:37.802	9 -	2:28.670	+ 12.824	9:35:51.862
5 -	7:48.378	+ 5:32.532	9:26:26.180				
53	Andy YOOL		B Ford Anglia				
1 -	2:12.942	+ 6.906	9:10:19.583	4 -	2:06.872	+ 0.836	9:16:42.172
2 -	2:09.681	+ 3.645	9:12:29.264	5 -	2:06.598	+ 0.562	9:18:48.770
3 -	2:06.036		9:14:35.300	6 -	4:01.004 P	+ 1:54.968	9:22:49.774
54	CORNWALLS / HUNTING		B BMW 1600 Ti				
1 -	2:35.181	+ 2.868	9:10:48.575	6 -	6:42.664	+ 4:10.351	9:29:30.391
2 -	2:38.044	+ 5.731	9:13:26.619	7 -	2:39.441	+ 7.128	9:32:09.832
3 -	2:38.069	+ 5.756	9:16:04.688	8 -	2:36.003	+ 3.690	9:34:45.835
4 -	2:34.460	+ 2.147	9:18:39.148	9 -	2:32.313		9:37:18.148
5 -	4:08.579 P	+ 1:36.266	9:22:47.727				
55	Alistair DYSON		F Jaguar E-Type				
1 -	2:23.933	+ 16.074	9:11:15.339	7 -	2:54.118	+ 46.259	9:27:13.788
2 -	2:22.331	+ 14.472	9:13:37.670	8 -	2:11.226	+ 3.367	9:29:25.014
3 -	2:12.908	+ 5.049	9:15:50.578	9 -	2:11.144	+ 3.285	9:31:36.158
4 -	2:25.576	+ 17.717	9:18:16.154	10 -	2:08.604	+ 0.745	9:33:44.762
5 -	2:53.717	+ 45.858	9:21:09.871	11 -	2:07.859		9:35:52.621
6 -	3:09.799	+ 1:01.940	9:24:19.670				
56	LASKEY / McGEE		A MG Midget				
1 -	2:14.071	+ 5.746	9:10:15.412	6 -	3:53.511 P	+ 1:45.186	9:22:50.871
2 -	2:09.987	+ 1.662	9:12:25.399	7 -	6:25.276	+ 4:16.951	9:29:16.147
3 -	2:08.325		9:14:33.724	8 -	2:25.565	+ 17.240	9:31:41.712
4 -	2:10.509	+ 2.184	9:16:44.233	9 -	2:21.092	+ 12.767	9:34:02.804
5 -	2:13.127	+ 4.802	9:18:57.360	10 -	2:17.615	+ 9.290	9:36:20.419
57	Alan CHARLTON		D Triumph TR6				
1 -	2:17.140	+ 14.332	9:10:40.834	7 -	2:12.713	+ 9.905	9:28:36.978
2 -	2:16.594	+ 13.786	9:12:57.428	8 -	2:09.838	+ 7.030	9:30:46.816
3 -	2:09.846	+ 7.038	9:15:07.274	9 -	2:04.411	+ 1.603	9:32:51.227
4 -	2:08.868	+ 6.060	9:17:16.142	10 -	2:03.598	+ 0.790	9:34:54.825
5 -	2:31.703 P	+ 28.895	9:19:47.845	11 -	2:02.808		9:36:57.633
6 -	6:36.420	+ 4:33.612	9:26:24.265				
68	Christopher EDWARDS		C Triumph GT6				
1 -	2:28.514	+ 7.819	9:11:19.108	3 -	2:30.125 P	+ 9.430	9:16:09.928
2 -	2:20.695		9:13:39.803				
69	Gary RAFFRAY		D Marcos GT 3 Litre				
1 -	2:38.382	+ 4.055	9:11:09.862	5 -	3:51.003 P	+ 1:16.676	9:22:53.959
2 -	2:39.946	+ 5.619	9:13:49.808	6 -	6:41.334	+ 4:07.007	9:29:35.293
3 -	2:34.327		9:16:24.135	7 -	3:23.260 P	+ 48.933	9:32:58.553
4 -	2:38.821	+ 4.494	9:19:02.956	8 -	5:54.211 P	+ 3:19.884	9:38:52.764
71	Colin SWINNERTON		D Scimitar SE5				
1 -	2:26.541	+ 11.943	9:11:03.954	7 -	2:55.097	+ 40.499	9:27:13.979

Weather / Track : Cloudy / Dry

Oulton Park International
Circuit Length = 2.6920 miles
Start: 09:05 End: 09:39

CSCC Swinging Sixties

QUALIFYING - RACE 2 - LAP ANALYSIS

2 -	2:22.471	+ 7.873	9:13:26.425	8 -	2:21.114	+ 6.516	9:29:35.093
3 -	2:24.067	+ 9.469	9:15:50.492	9 -	2:20.136	+ 5.538	9:31:55.229
4 -	2:26.112	+ 11.514	9:18:16.604	10 -	2:14.598		9:34:09.827
5 -	2:52.281	+ 37.683	9:21:08.885	11 -	2:17.307	+ 2.709	9:36:27.134
6 -	3:09.997	+ 55.399	9:24:18.882				
74	Ian PERCIVAL			B Triumph Herald			
1 -	2:28.125	+ 3.955	9:34:05.727	2 -	2:24.170		9:36:29.897
75	GOUGH / DANIELS			D Marcos 3 Litre			
1 -	2:21.404	+ 14.181	9:10:39.577	6 -	3:11.707 P	+ 1:04.484	9:23:01.458
2 -	2:17.674	+ 10.451	9:12:57.251	7 -	6:15.037	+ 4:07.814	9:29:16.495
3 -	2:14.592	+ 7.369	9:15:11.843	8 -	2:12.684	+ 5.461	9:31:29.179
4 -	2:11.016	+ 3.793	9:17:22.859	9 -	2:09.408	+ 2.185	9:33:38.587
5 -	2:26.892	+ 19.669	9:19:49.751	10 -	2:07.223		9:35:45.810
76	Kevan HADFIELD			D Triumph TR4			
1 -	2:23.473	+ 14.776	9:11:16.547	6 -	8:23.541	+ 6:14.844	9:28:56.075
2 -	2:16.780	+ 8.083	9:13:33.327	7 -	2:19.608	+ 10.911	9:31:15.683
3 -	2:11.300	+ 2.603	9:15:44.627	8 -	2:08.697		9:33:24.380
4 -	2:12.908	+ 4.211	9:17:57.535	9 -	2:10.640	+ 1.943	9:35:35.020
5 -	2:34.999 P	+ 26.302	9:20:32.534				
82	CAIRNS / McKOEN			A Austin Healey Frogeye Sprite			
1 -	2:16.995	+ 6.021	9:10:22.840	6 -	6:55.020	+ 4:44.046	9:26:16.712
2 -	2:13.301	+ 2.327	9:12:36.141	7 -	2:18.681	+ 7.707	9:28:35.393
3 -	2:12.181	+ 1.207	9:14:48.322	8 -	2:17.896	+ 6.922	9:30:53.289
4 -	2:10.974		9:16:59.296	9 -	2:17.051	+ 6.077	9:33:10.340
5 -	2:22.396 P	+ 11.422	9:19:21.692	10 -	2:16.273	+ 5.299	9:35:26.613
85	Stephen BOND			H Lotus Elan 26R			
1 -	2:23.936	+ 20.139	9:11:18.046	7 -	3:13.675	+ 1:09.878	9:26:13.842
2 -	2:20.977	+ 17.180	9:13:39.023	8 -	2:12.576	+ 8.779	9:28:26.418
3 -	2:11.843	+ 8.046	9:15:50.866	9 -	2:06.075	+ 2.278	9:30:32.493
4 -	2:11.905	+ 8.108	9:18:02.771	10 -	2:05.521	+ 1.724	9:32:38.014
5 -	2:26.824	+ 23.027	9:20:29.595	11 -	2:03.808	+ 0.011	9:34:41.822
6 -	2:30.572	+ 26.775	9:23:00.167	12 -	2:03.797		9:36:45.619
88	Simon PAGE			A Austin Healey Frogeye Sprite			
1 -	2:34.550 P	- 03:58:20.226	9:11:06.041	2 -	27:53.422 P	- 03:33:01.354	9:38:59.463
91	BOLAND / LEE			H Lotus Seven SII			
1 -	2:08.074	+ 8.387	9:09:48.716	7 -	6:01.825	+ 4:02.138	9:26:14.002
2 -	2:03.907	+ 4.220	9:11:52.623	8 -	2:03.810	+ 4.123	9:28:17.812
3 -	2:00.253	+ 0.566	9:13:52.876	9 -	2:01.040	+ 1.353	9:30:18.852
4 -	2:07.818	+ 8.131	9:16:00.694	10 -	2:01.626	+ 1.939	9:32:20.478
5 -	2:02.655	+ 2.968	9:18:03.349	11 -	1:59.687		9:34:20.165
6 -	2:08.828 P	+ 9.141	9:20:12.177	12 -	2:03.269	+ 3.582	9:36:23.434
93	McBRIDE / DOMIN			D MG C GT			
1 -	2:23.678	+ 7.723	9:10:46.551	6 -	3:04.720 P	+ 48.765	9:23:03.693
2 -	2:17.141	+ 1.186	9:13:03.692	7 -	6:08.553	+ 3:52.598	9:29:12.246
3 -	2:17.765	+ 1.810	9:15:21.457	8 -	2:19.984	+ 4.029	9:31:32.230
4 -	2:15.955		9:17:37.412	9 -	2:18.103	+ 2.148	9:33:50.333
5 -	2:21.561	+ 5.606	9:19:58.973	10 -	2:17.954	+ 1.999	9:36:08.287
99	John MUIRHEAD			H Lotus Seven			
1 -	2:08.161	+ 11.690	9:09:48.134	7 -	5:47.500	+ 3:51.029	9:26:21.961
2 -	2:05.431	+ 8.960	9:11:53.565	8 -	2:10.359	+ 13.888	9:28:32.320
3 -	2:00.201	+ 3.730	9:13:53.766	9 -	1:59.609	+ 3.138	9:30:31.929
4 -	2:07.716	+ 11.245	9:16:01.482	10 -	1:58.476	+ 2.005	9:32:30.405
5 -	2:03.602	+ 7.131	9:18:05.084	11 -	1:56.471		9:34:26.876

Weather / Track : Cloudy / Dry

Oulton Park International
Circuit Length = 2.6920 miles
Start: 09:05 End: 09:39

CSCC Swinging Sixties

QUALIFYING - RACE 2 - LAP ANALYSIS


6 -	2:29.377 P	+ 32.906	9:20:34.461	12 -	1:58.826	+ 2.355	9:36:25.702
-----	------------	----------	-------------	------	----------	---------	-------------

Weather / Track : Cloudy / Dry

Oulton Park International
Circuit Length = 2.6920 miles
Start: 09:05 End: 09:39

CSCC Swinging Sixties

RACE 2 - GRID

ROW 17	2:34.327 69 Gary RAFFRAY	2:35.513 21 Peter CHAPPELL
ROW 16	2:24.807 44 Chris BLEWETT	2:32.313 54 CORNWALLS / HUNTING
ROW 15	2:20.695 68 Christopher EDWARDS	2:24.170 74 Ian PERCIVAL
ROW 14	2:17.850 2 GRAY / BRIDGEMAN-WILLIAMS	2:20.539 4 John LESLIE
ROW 13	2:16.478 3 Ray STEWART	2:17.739 5 PEAD / DENNETT
ROW 12	2:15.955 93 McBRIDE / DOMIN	2:16.093 35 Norman DAVIDSON-KELLY
ROW 11	2:14.598 71 Colin SWINNERTON	2:15.846 49 GRAY / GRAY
ROW 10	2:14.029 34 Noel BARRACLOUGH	2:14.528 39 David GRIFFITHS
ROW 9	2:11.395 38 Roger BOWMAN	2:12.731 41 GILL / UTTING
ROW 8	2:08.697 76 Kevan HADFIELD	2:10.974 82 CAIRNS / McKOEN
ROW 7	2:07.859 55 Alistair DYSON	2:08.325 56 LASKEY / McGEE
ROW 6	2:07.233 16 HALSTEAD / McPHERSON	2:07.679 7 Bill BRAITHWAITE
ROW 5	2:06.036 53 Andy YOOL	2:07.223 75 GOUGH / DANIELS
ROW 4	2:04.383 14 SANDERS / FARRINGTON	2:04.470 26 Frank GRIMLEY
ROW 3	2:02.913 30 PETCH / PETCH	2:03.797 85 Stephen BOND
ROW 2	2:01.932 12 ROTHWELL / BENTHAM	2:02.808 57 Alan CHARLTON
ROW 1	1:56.471 99 John MUIRHEAD	1:59.687 91 BOLAND / LEE
Pole		
		

CARS 18 AND 88 1ST AND 2ND RESERVES

Oulton Park International
Circuit Length = 2.6920 miles

These results are provisional until the conclusion of any judicial and technical matters.

Clerk of Course :	Timekeeper :
-------------------	--------------

CSCC MMC Tin Tops

QUALIFYING - RACE 3 - CLASSIFICATION

POS	NO	CL	NAME	ENTRY	TIME	ON	LAPS	GAP	DIFF	MPH
1	85	A	AINGE / JORDAN	Honda Integra	1:54.712	10	12			84.48
2	60	A	GANE / ADAMS	Honda Integra Type R	1:57.735	3	3	3.023	3.023	82.31
3	11	A	TAYLOR / HAMMERSLEY	Honda Civic Type R	1:58.814	10	13	4.102	1.079	81.56
4	2	A	Robert ADDISON	MG ZR 160	1:59.375	7	8	4.663	0.561	81.18
5	40	A	COLLINS / COLLINS	Renault Clio	2:01.558	12	13	6.846	2.183	79.72
6	54	A	LIVENS / DYBALL	Honda Civic Type R	2:02.147	11	13	7.435	0.589	79.34
7	84	A	Nigel TONGUE	MG ZR	2:02.601	9	12	7.889	0.454	79.04
8	31	C	Lewis WILLIAMS	Ford Fiesta XR2	2:03.446	9	12	8.734	0.845	78.50
9	4	A	PAYNE / HUNTER	Renault Clio	2:04.422	6	7	9.710	0.976	77.89
10	42	B	James MANSFIELD	Peugeot 205 Gti	2:05.796	11	12	11.084	1.374	77.03
11	69	C	Simon FROST	Peugeot 205	2:06.006	8	12	11.294	0.210	76.91
12	13	A	Andy JOSS	Renault Clio 172	2:07.130	10	10	12.418	1.124	76.23
13	22	C	JACKSON / BLAND	Ford Fiesta XR2	2:08.696	10	11	13.984	1.566	75.30
14	62	A	Mark HADFIELD	Ford Puma	2:09.534	12	12	14.822	0.838	74.81
15	34	A	Richard WOODS	Ford Focus	2:09.787	8	9	15.075	0.253	74.67
16	32	C	WOOLLARD / WOOLLARD	Peugeot 106 Xsi	2:09.823	10	12	15.111	0.036	74.65
17	17	B	CLAYSON / JOHNSTON	Alfa Romeo Alfasud	2:10.047	12	12	15.335	0.224	74.52
18	38	C	Jason HENNEFER	Ford Fiesta XR2	2:10.863	3	12	16.151	0.816	74.05
19	70	C	SPENCER / SPENCER	Peugeot 205 Gti	2:12.988	6	10	18.276	2.125	72.87
20	37	B	JOHNSON / JOHNSON	Rover 216 Gti	2:13.274	11	11	18.562	0.286	72.71
21	7	A	ARTHURS / ROBINSON	Honda Accord	2:14.441	2	11	19.729	1.167	72.08
22	20	C	Andrew FORSYTH	Peugeot 205	2:15.078	10	11	20.366	0.637	71.74
23	19	B	David VAN GILS	Honda CRX	2:15.907	2	2	21.195	0.829	71.30
24	71	C	HARRIS / SELBY	Ford Fiesta XR2	2:16.516	10	11	21.804	0.609	70.99
25	55	C	Ernest HAMMOND	Ford Fiesta XR2	2:16.885	9	12	22.173	0.369	70.79
26	39	A	Carl ELGAR	Vauxhall Astra GTE	2:19.351	9	11	24.639	2.466	69.54
27	14	C	YOUNG / MURPHY	Ford Fiesta XR2	2:19.756	1	2	25.044	0.405	69.34

CARS 2 AND 84 NO WORKING TRANSPONDER YOU MUST FIX FOR RACE

Weather / Track : Cloudy / Dry

These results are provisional until the conclusion of any judicial and technical matters.

Oulton Park International
Circuit Length = 2.6920 miles
Start: 09:44 End: 10:16

Clerk of Course :		Timekeeper :
-------------------	--	--------------

CSCC MMC Tin Tops

QUALIFYING - RACE 3 - LAP ANALYSIS

2	Robert ADDISON		A MG ZR 160				
1 -	2:13.208	+ 13.833	9:50:40.885	5 -	2:25.067	+ 25.692	9:59:47.902
2 -	2:02.013	+ 2.638	9:52:42.898	6 -	2:00.078	+ 0.703	10:01:47.980
3 -	2:38.822	+ 39.447	9:55:21.720	7 -	1:59.375		10:03:47.355
4 -	2:01.115	+ 1.740	9:57:22.835	8 -	2:45.222 P	+ 45.847	10:06:32.577
4	PAYNE / HUNTER		A Renault Clio				
1 -	2:14.882	+ 10.460	9:50:01.700	5 -	2:04.994	+ 0.572	10:09:35.140
2 -	2:12.738	+ 8.316	9:52:14.438	6 -	2:04.422		10:11:39.562
3 -	2:40.996 P	+ 36.574	9:54:55.434	7 -	2:14.067	+ 9.645	10:13:53.629
4 -	12:34.712	+ 10:30.290	10:07:30.146				
7	ARTHURS / ROBINSON		A Honda Accord				
1 -	2:20.621	+ 6.180	9:49:25.535	7 -	2:25.132	+ 10.691	10:05:33.912
2 -	2:14.441		9:51:39.976	8 -	2:20.847	+ 6.406	10:07:54.759
3 -	2:14.470	+ 0.029	9:53:54.446	9 -	2:18.450	+ 4.009	10:10:13.209
4 -	2:14.785	+ 0.344	9:56:09.231	10 -	2:19.573	+ 5.132	10:12:32.782
5 -	2:18.627 P	+ 4.186	9:58:27.858	11 -	2:19.267	+ 4.826	10:14:52.049
6 -	4:40.922	+ 2:26.481	10:03:08.780				
11	TAYLOR / HAMMERSLEY		A Honda Civic Type R				
1 -	2:04.928	+ 6.114	9:48:34.748	8 -	1:59.852	+ 1.038	10:04:18.182
2 -	2:04.701	+ 5.887	9:50:39.449	9 -	1:58.982	+ 0.168	10:06:17.164
3 -	2:02.760	+ 3.946	9:52:42.209	10 -	1:58.814		10:08:15.978
4 -	2:14.632 P	+ 15.818	9:54:56.841	11 -	2:00.011	+ 1.197	10:10:15.989
5 -	3:06.675	+ 1:07.861	9:58:03.516	12 -	2:03.449	+ 4.635	10:12:19.438
6 -	2:13.423	+ 14.609	10:00:16.939	13 -	2:02.947	+ 4.133	10:14:22.385
7 -	2:01.391	+ 2.577	10:02:18.330				
13	Andy JOSS		A Renault Clio 172				
1 -	2:10.726	+ 3.596	9:49:39.493	6 -	2:09.945	+ 2.815	10:04:13.090
2 -	2:11.601	+ 4.471	9:51:51.094	7 -	2:07.589	+ 0.459	10:06:20.679
3 -	2:11.525	+ 4.395	9:54:02.619	8 -	2:07.373	+ 0.243	10:08:28.052
4 -	2:31.663 P	+ 24.533	9:56:34.282	9 -	2:07.999	+ 0.869	10:10:36.051
5 -	5:28.863	+ 3:21.733	10:02:03.145	10 -	2:07.130		10:12:43.181
14	YOUNG / MURPHY		C Ford Fiesta XR2				
1 -	2:19.756		9:49:48.679	2 -	2:32.390 P	+ 12.634	9:52:21.069
17	CLAYSON / JOHNSTON		B Alfa Romeo Alfasud				
1 -	2:13.015	+ 2.968	9:49:57.187	7 -	2:11.552	+ 1.505	10:03:08.975
2 -	2:11.463	+ 1.416	9:52:08.650	8 -	2:14.715 P	+ 4.668	10:05:23.690
3 -	2:10.684	+ 0.637	9:54:19.334	9 -	3:13.797	+ 1:03.750	10:08:37.487
4 -	2:14.107	+ 4.060	9:56:33.441	10 -	2:10.177	+ 0.130	10:10:47.664
5 -	2:12.421	+ 2.374	9:58:45.862	11 -	2:14.303	+ 4.256	10:13:01.967
6 -	2:11.561	+ 1.514	10:00:57.423	12 -	2:10.047		10:15:12.014
19	David VAN GILS		B Honda CRX				
1 -	2:16.733	+ 0.826	9:49:26.520	2 -	2:15.907		9:51:42.427
20	Andrew FORSYTH		C Peugeot 205				
1 -	2:25.323	+ 10.245	9:49:44.882	7 -	2:18.535	+ 3.457	10:03:47.031
2 -	2:20.107	+ 5.029	9:52:04.989	8 -	2:23.500	+ 8.422	10:06:10.531
3 -	2:21.690	+ 6.612	9:54:26.679	9 -	2:17.096	+ 2.018	10:08:27.627
4 -	2:22.067	+ 6.989	9:56:48.746	10 -	2:15.078		10:10:42.705
5 -	2:20.897	+ 5.819	9:59:09.643	11 -	2:24.281 P	+ 9.203	10:13:06.986
6 -	2:18.853	+ 3.775	10:01:28.496				
22	JACKSON / BLAND		C Ford Fiesta XR2				
1 -	2:21.516	+ 12.820	9:49:45.557	7 -	2:10.622	+ 1.926	10:03:09.115
2 -	2:16.147	+ 7.451	9:52:01.704	8 -	2:12.650	+ 3.954	10:05:21.765

CARS 2 AND 84 NO WORKING TRANSPONDER YOU MUST FIX FOR RACE

Weather / Track : Cloudy / Dry

Oulton Park International
Circuit Length = 2.6920 miles
Start: 09:44 End: 10:16

CSCC MMC Tin Tops

QUALIFYING - RACE 3 - LAP ANALYSIS

3 -	2:15.525	+ 6.829	9:54:17.229	9 -	2:10.259	+ 1.563	10:07:32.024
4 -	2:15.604	+ 6.908	9:56:32.833	10 -	2:08.696		10:09:40.720
5 -	2:13.803	+ 5.107	9:58:46.636	11 -	2:30.505 P	+ 21.809	10:12:11.225
6 -	2:11.857	+ 3.161	10:00:58.493				
31	Lewis WILLIAMS			C Ford Fiesta XR2			
1 -	2:09.953	+ 6.507	9:49:39.783	7 -	2:06.379	+ 2.933	10:02:22.695
2 -	2:10.858	+ 7.412	9:51:50.641	8 -	2:05.331	+ 1.885	10:04:28.026
3 -	2:06.926	+ 3.480	9:53:57.567	9 -	2:03.446		10:06:31.472
4 -	2:07.596	+ 4.150	9:56:05.163	10 -	2:04.422	+ 0.976	10:08:35.894
5 -	2:05.964	+ 2.518	9:58:11.127	11 -	2:04.403	+ 0.957	10:10:40.297
6 -	2:05.189	+ 1.743	10:00:16.316	12 -	2:12.801 P	+ 9.355	10:12:53.098
32	WOOLLARD / WOOLLARD			C Peugeot 106 Xsi			
1 -	2:17.137	+ 7.314	9:48:56.486	7 -	2:14.272	+ 4.449	10:04:39.599
2 -	2:14.081	+ 4.258	9:51:10.567	8 -	2:11.490	+ 1.667	10:06:51.089
3 -	2:12.588	+ 2.765	9:53:23.155	9 -	2:16.455	+ 6.632	10:09:07.544
4 -	2:30.624 P	+ 20.801	9:55:53.779	10 -	2:09.823		10:11:17.367
5 -	4:13.621	+ 2:03.798	10:00:07.400	11 -	2:11.250	+ 1.427	10:13:28.617
6 -	2:17.927	+ 8.104	10:02:25.327	12 -	2:10.223	+ 0.400	10:15:38.840
34	Richard WOODS			A Ford Focus			
1 -	2:27.955 P	+ 18.168	9:49:35.227	6 -	2:10.669	+ 0.882	10:03:59.085
2 -	3:10.656	+ 1:00.869	9:52:45.883	7 -	2:10.590	+ 0.803	10:06:09.675
3 -	2:15.190	+ 5.403	9:55:01.073	8 -	2:09.787		10:08:19.462
4 -	2:18.337 P	+ 8.550	9:57:19.410	9 -	2:22.441 P	+ 12.654	10:10:41.903
5 -	4:29.006	+ 2:19.219	10:01:48.416				
37	JOHNSON / JOHNSON			B Rover 216 Gti			
1 -	2:21.229	+ 7.955	9:49:41.568	7 -	4:24.998	+ 2:11.724	10:05:31.249
2 -	2:15.785	+ 2.511	9:51:57.353	8 -	2:19.187	+ 5.913	10:07:50.436
3 -	2:17.130	+ 3.856	9:54:14.483	9 -	2:14.937	+ 1.663	10:10:05.373
4 -	2:17.425	+ 4.151	9:56:31.908	10 -	2:13.294	+ 0.020	10:12:18.667
5 -	2:13.587	+ 0.313	9:58:45.495	11 -	2:13.274		10:14:31.941
6 -	2:20.756 P	+ 7.482	10:01:06.251				
38	Jason HENNEFER			C Ford Fiesta XR2			
1 -	2:16.704	+ 5.841	9:49:10.268	7 -	2:16.552 P	+ 5.689	10:02:34.339
2 -	2:12.097	+ 1.234	9:51:22.365	8 -	3:36.972	+ 1:26.109	10:06:11.311
3 -	2:10.863		9:53:33.228	9 -	2:12.722	+ 1.859	10:08:24.033
4 -	2:17.042	+ 6.179	9:55:50.270	10 -	2:11.195	+ 0.332	10:10:35.228
5 -	2:14.904	+ 4.041	9:58:05.174	11 -	2:12.844	+ 1.981	10:12:48.072
6 -	2:12.613	+ 1.750	10:00:17.787	12 -	2:11.900	+ 1.037	10:14:59.972
39	Carl ELGAR			A Vauxhall Astra GTE			
1 -	2:36.341	+ 16.990	9:50:43.589	7 -	2:23.978	+ 4.627	10:05:34.449
2 -	2:30.488	+ 11.137	9:53:14.077	8 -	2:21.451	+ 2.100	10:07:55.900
3 -	2:29.791	+ 10.440	9:55:43.868	9 -	2:19.351		10:10:15.251
4 -	2:27.992	+ 8.641	9:58:11.860	10 -	2:21.967	+ 2.616	10:12:37.218
5 -	2:27.362	+ 8.011	10:00:39.222	11 -	2:22.367	+ 3.016	10:14:59.585
6 -	2:31.249	+ 11.898	10:03:10.471				
40	COLLINS / COLLINS			A Renault Clio			
1 -	2:06.917	+ 5.359	9:48:41.095	8 -	2:06.451	+ 4.893	10:05:22.302
2 -	2:06.576	+ 5.018	9:50:47.671	9 -	2:04.518	+ 2.960	10:07:26.820
3 -	2:05.445	+ 3.887	9:52:53.116	10 -	2:02.749	+ 1.191	10:09:29.569
4 -	2:06.815	+ 5.257	9:54:59.931	11 -	2:03.282	+ 1.724	10:11:32.851
5 -	2:17.940 P	+ 16.382	9:57:17.871	12 -	2:01.558		10:13:34.409
6 -	3:53.141	+ 1:51.583	10:01:11.012	13 -	2:02.217	+ 0.659	10:15:36.626
7 -	2:04.839	+ 3.281	10:03:15.851				
42	James MANSFIELD			B Peugeot 205 Gti			
1 -	2:19.167	+ 13.371	9:49:11.273	7 -	2:09.028	+ 3.232	10:02:21.838

CARS 2 AND 84 NO WORKING TRANSPONDER YOU MUST FIX FOR RACE

Weather / Track : Cloudy / Dry

Oulton Park International
Circuit Length = 2.6920 miles
Start: 09:44 End: 10:16

CSCC MMC Tin Tops

QUALIFYING - RACE 3 - LAP ANALYSIS

2 -	2:11.970	+ 6.174	9:51:23.243	8 -	2:10.952	+ 5.156	10:04:32.790
3 -	2:11.132	+ 5.336	9:53:34.375	9 -	2:07.293	+ 1.497	10:06:40.083
4 -	2:11.149	+ 5.353	9:55:45.524	10 -	2:06.008	+ 0.212	10:08:46.091
5 -	2:10.859	+ 5.063	9:57:56.383	11 -	2:05.796		10:10:51.887
6 -	2:16.427	+ 10.631	10:00:12.810	12 -	2:35.028 P	+ 29.232	10:13:26.915
54	LIVENS / DYBALL			A Honda Civic Type R			
1 -	2:04.453	+ 2.306	9:48:36.287	8 -	2:04.329	+ 2.182	10:04:35.732
2 -	2:04.023	+ 1.876	9:50:40.310	9 -	2:03.006	+ 0.859	10:06:38.738
3 -	2:03.974	+ 1.827	9:52:44.284	10 -	2:02.360	+ 0.213	10:08:41.098
4 -	2:08.366	+ 6.219	9:54:52.650	11 -	2:02.147		10:10:43.245
5 -	2:07.355	+ 5.208	9:57:00.005	12 -	2:27.539	+ 25.392	10:13:10.784
6 -	2:11.840 P	+ 9.693	9:59:11.845	13 -	2:04.829	+ 2.682	10:15:15.613
7 -	3:19.558	+ 1:17.411	10:02:31.403				
55	Ernest HAMMOND			C Ford Fiesta XR2			
1 -	2:25.194	+ 8.309	9:49:34.302	7 -	2:18.804	+ 1.919	10:03:38.526
2 -	2:20.249	+ 3.364	9:51:54.551	8 -	2:17.457	+ 0.572	10:05:55.983
3 -	2:24.970	+ 8.085	9:54:19.521	9 -	2:16.885		10:08:12.868
4 -	2:21.435	+ 4.550	9:56:40.956	10 -	2:18.180	+ 1.295	10:10:31.048
5 -	2:19.522	+ 2.637	9:59:00.478	11 -	2:16.952	+ 0.067	10:12:48.000
6 -	2:19.244	+ 2.359	10:01:19.722	12 -	2:18.155	+ 1.270	10:15:06.155
60	GANE / ADAMS			A Honda Integra Type R			
1 -	2:00.898	+ 3.163	9:48:33.469	3 -	1:57.735		9:52:30.646
2 -	1:59.442	+ 1.707	9:50:32.911				
62	Mark HADFIELD			A Ford Puma			
1 -	2:23.488	+ 13.954	9:49:35.497	7 -	2:15.712	+ 6.178	10:03:12.912
2 -	2:19.466	+ 9.932	9:51:54.963	8 -	2:15.653	+ 6.119	10:05:28.565
3 -	2:16.997	+ 7.463	9:54:11.960	9 -	2:11.030	+ 1.496	10:07:39.595
4 -	2:18.954	+ 9.420	9:56:30.914	10 -	2:10.365	+ 0.831	10:09:49.960
5 -	2:14.115	+ 4.581	9:58:45.029	11 -	2:09.745	+ 0.211	10:11:59.705
6 -	2:12.171	+ 2.637	10:00:57.200	12 -	2:09.534		10:14:09.239
69	Simon FROST			C Peugeot 205			
1 -	2:37.111	+ 31.105	9:49:50.326	7 -	3:40.857	+ 1:34.851	10:04:37.205
2 -	2:13.640	+ 7.634	9:52:03.966	8 -	2:06.006		10:06:43.211
3 -	2:10.492	+ 4.486	9:54:14.458	9 -	2:06.023	+ 0.017	10:08:49.234
4 -	2:14.174	+ 8.168	9:56:28.632	10 -	2:06.339	+ 0.333	10:10:55.573
5 -	2:10.571	+ 4.565	9:58:39.203	11 -	2:10.287	+ 4.281	10:13:05.860
6 -	2:17.145 P	+ 11.139	10:00:56.348	12 -	2:08.306	+ 2.300	10:15:14.166
70	SPENCER / SPENCER			C Peugeot 205 Gti			
1 -	2:20.491	+ 7.503	9:49:36.057	6 -	2:12.988		10:02:16.721
2 -	2:19.937	+ 6.949	9:51:55.994	7 -	2:17.210 P	+ 4.222	10:04:33.931
3 -	2:17.219	+ 4.231	9:54:13.213	8 -	4:42.605	+ 2:29.617	10:09:16.536
4 -	2:25.350 P	+ 12.362	9:56:38.563	9 -	2:23.607	+ 10.619	10:11:40.143
5 -	3:25.170	+ 1:12.182	10:00:03.733	10 -	2:22.662	+ 9.674	10:14:02.805
71	HARRIS / SELBY			C Ford Fiesta XR2			
1 -	2:28.050	+ 11.534	9:50:02.964	7 -	2:28.355 P	+ 11.839	10:04:39.608
2 -	2:24.324	+ 7.808	9:52:27.288	8 -	3:44.168	+ 1:27.652	10:08:23.776
3 -	2:31.265	+ 14.749	9:54:58.553	9 -	2:18.143	+ 1.627	10:10:41.919
4 -	2:27.443	+ 10.927	9:57:25.996	10 -	2:16.516		10:12:58.435
5 -	2:23.560	+ 7.044	9:59:49.556	11 -	2:16.980	+ 0.464	10:15:15.415
6 -	2:21.697	+ 5.181	10:02:11.253				
84	Nigel TONGUE			A MG ZR			
1 -	2:04.891	+ 2.290	9:51:29.069	7 -	2:03.004	+ 0.403	10:04:03.710
2 -	2:04.579	+ 1.978	9:53:33.648	8 -	2:04.801	+ 2.200	10:06:08.511
3 -	2:08.542	+ 5.941	9:55:42.190	9 -	2:02.601		10:08:11.112
4 -	2:07.865	+ 5.264	9:57:50.055	10 -	2:02.798	+ 0.197	10:10:13.910

CARS 2 AND 84 NO WORKING TRANSPONDER YOU MUST FIX FOR RACE

Weather / Track : Cloudy / Dry

Oulton Park International
Circuit Length = 2.6920 miles
Start: 09:44 End: 10:16

CSCC MMC Tin Tops

QUALIFYING - RACE 3 - LAP ANALYSIS

5 -	2:05.582	+ 2.981	9:59:55.637	11 -	2:07.355	+ 4.754	10:12:21.265
6 -	2:05.069	+ 2.468	10:02:00.706	12 -	2:02.746	+ 0.145	10:14:24.011
85	AINGE / JORDAN						
	A Honda Integra						
1 -	2:00.821	+ 6.109	9:48:30.960	7 -	1:55.159	+ 0.447	10:05:03.132
2 -	2:03.888	+ 9.176	9:50:34.848	8 -	1:55.609	+ 0.897	10:06:58.741
3 -	1:57.554	+ 2.842	9:52:32.402	9 -	2:06.696	+ 11.984	10:09:05.437
4 -	2:58.972 P	+ 1:04.260	9:55:31.374	10 -	1:54.712		10:11:00.149
5 -	5:37.906	+ 3:43.194	10:01:09.280	11 -	2:24.792	+ 30.080	10:13:24.941
6 -	1:58.693	+ 3.981	10:03:07.973	12 -	1:54.786	+ 0.074	10:15:19.727


CARS 2 AND 84 NO WORKING TRANSPONDER YOU MUST FIX FOR RACE

Weather / Track : Cloudy / Dry

Oulton Park International
 Circuit Length = 2.6920 miles
 Start: 09:44 End: 10:16

CSCC MMC Tin Tops

RACE 3 - GRID - AMENDED

ROW 13	2:19.756 14 YOUNG / MURPHY		
ROW 12	2:16.885 55 Ernest HAMMOND		2:19.351 39 Carl ELGAR
ROW 11	2:15.907 19 David VAN GILS	2:16.516 71 HARRIS / SELBY	
ROW 10		2:13.274 37 JOHNSON / JOHNSON	2:15.078 20 Andrew FORSYTH
ROW 9	2:10.863 38 Jason HENNEFER	2:12.988 70 SPENCER / SPENCER	
ROW 8		2:09.823 32 WOOLLARD / WOOLLARD	2:10.047 17 CLAYSON / JOHNSTON
ROW 7	2:09.534 62 Mark HADFIELD	2:09.787 34 Richard WOODS	
ROW 6		2:07.130 13 Andy JOSS	2:08.696 22 JACKSON / BLAND
ROW 5	2:05.796 42 James MANSFIELD	2:06.006 69 Simon FROST	
ROW 4		2:03.446 31 Lewis WILLIAMS	2:04.422 4 PAYNE / HUNTER
ROW 3	2:02.147 54 LIVENS / DYBALL	2:02.601 84 Nigel TONGUE	
ROW 2		1:59.375 2 Robert ADDISON	2:01.558 40 COLLINS / COLLINS
ROW 1	1:54.712 85 AINGE / JORDAN	1:58.814 11 TAYLOR / HAMMERSLEY	
Pole			
			

Oulton Park International
Circuit Length = 2.6920 miles

These results are provisional until the conclusion of any judicial and technical matters.

Clerk of Course :		Timekeeper :
-------------------	--	--------------

Toyo Tires XJS Championship with Jaguar Classic Parts Saloon Championship
QUALIFYING - RACE 4 - CLASSIFICATION

POS	NO	CL	NAME	ENTRY	TIME	ON	LAPS	GAP	DIFF	MPH
1	74	E	Alex HARRISON	Jaguar XJS	2:04.095	2	7			78.09
2	32	B	Richard DORLIN	Jaguar XJ6 Coupe	2:04.850	2	6	0.755	0.755	77.62
3	23	G	Stewart LYDDALL	Jaguar XJS	2:06.123	2	6	2.028	1.273	76.84
4	10	B	Peter DORLIN	Jaguar XJ6	2:06.276	2	6	2.181	0.153	76.74
5	57	B	David BYE	Jaguar XJ6 Coupe	2:06.738	6	6	2.643	0.462	76.46
6	5	D	Andrew HARRISON	Jaguar XJS	2:06.751	1	6	2.656	0.013	76.45
7	97	G	Lawrence COPPOCK	Jaguar XJS	2:06.797	5	6	2.702	0.046	76.43
8	1	E	Chris PALMER	Jaguar XJS	2:07.300	2	6	3.205	0.503	76.12
9	51	B	Gail HILL	Jaguar XJ40	2:08.663	2	6	4.568	1.363	75.32
10	49	B	Richard BUTTERFIELD	Daimler Sovereign	2:08.860	1	6	4.765	0.197	75.20
11	42	E	Roger WEBSTER	Jaguar XJS	2:09.147	6	6	5.052	0.287	75.04
12	99	E	James RAMM	Jaguar XJS	2:10.131	5	6	6.036	0.984	74.47
13	21	B	Stephen AVERY	Jaguar XJ6 X300	2:10.255	2	6	6.160	0.124	74.40
14	39	E	Chris BOON	Jaguar XJS	2:11.388	2	6	7.293	1.133	73.76
15	79	D	John SLATER	Jaguar XJ40	2:11.671	4	6	7.576	0.283	73.60
16	73	G	Paul MERRETT	Jaguar XJS	2:11.860	3	6	7.765	0.189	73.49
17	30	A	Robert DREWERY	Jaguar XJ40	2:11.932	4	6	7.837	0.072	73.45
18	54	B	Rick WALKER	Jaguar XJ6	2:11.959	5	6	7.864	0.027	73.44
19	26	A	Neil TAYLOR	Jaguar S-Type	2:12.550	2	6	8.455	0.591	73.11
20	91	A	Kevin DOYLE	Jaguar XJ6 Coupe	2:13.374	5	5	9.279	0.824	72.66
21	71	D	Philip COMER	Jaguar XJS	2:14.596	5	5	10.501	1.222	72.00
22	46	A	Dean SEWELL	Jaguar XJ6	2:15.411	5	6	11.316	0.815	71.56
23	12	D	Matt JEFFERY	Jaguar XJ40 XJ6 Lister	2:15.902	5	6	11.807	0.491	71.31
24	44	XG	Cliff RYAN	Jaguar XJRS	2:16.170	6	6	12.075	0.268	71.17
25	56	A	David CRAVEN-JONES	Jaguar XJ40	2:17.485	1	6	13.390	1.315	70.48
26	17	D	Simon SEATH	Jaguar XJS	2:17.791	5	5	13.696	0.306	70.33
27	45	B	Steve ASKHAM	Jaguar XJ6 X300	2:17.793	6	6	13.698	0.002	70.33
28	27	D	Richard COPPOCK	Jaguar XJS	2:24.952	5	5	20.857	7.159	66.85
29	24	G	Ian WOOD	Jaguar XJS	2:28.382	1	5	24.287	3.430	65.31
30	34	D	Bob BEECHAM	Jaguar XJS	2:28.535	4	5	24.440	0.153	65.24
31	76	D	Richard CROSSLEY	Jaguar XJS	2:29.416	5	5	25.321	0.881	64.86
32	22	A	Keith KENWARD	Jaguar S-Type MKII	2:32.300	5	5	28.205	2.884	63.63

Weather / Track : Cloudy / Dry
 These results are provisional until the conclusion of any judicial and technical matters.

Oulton Park International
 Circuit Length = 2.6920 miles
 Start: 10:26 End: 10:45

Clerk of Course :	Timekeeper :
-------------------	--------------

Toyo Tires XJS Championship with Jaguar Classic Parts Saloon Championship

QUALIFYING - RACE 4 - LAP ANALYSIS

1	Chris PALMER		E Jaguar XJS			
1 -	2:08.102	+ 0.802	10:31:05.149	4 -	2:13.036	+ 5.736
2 -	2:07.300		10:33:12.449	5 -	2:10.091	+ 2.791
3 -	2:08.977	+ 1.677	10:35:21.426	6 -	2:09.007	+ 1.707
5	Andrew HARRISON		D Jaguar XJS			
1 -	2:06.751		10:30:57.404	4 -	2:12.301	+ 5.550
2 -	2:08.143	+ 1.392	10:33:05.547	5 -	2:08.452	+ 1.701
3 -	2:08.997	+ 2.246	10:35:14.544	6 -	2:08.772	+ 2.021
10	Peter DORLIN		B Jaguar XJ6			
1 -	2:09.544	+ 3.268	10:31:20.871	4 -	2:11.390	+ 5.114
2 -	2:06.276		10:33:27.147	5 -	2:09.335	+ 3.059
3 -	2:08.541	+ 2.265	10:35:35.688	6 -	2:10.949	+ 4.673
12	Matt JEFFERY		D Jaguar XJ40 XJ6 Lister			
1 -	2:18.643	+ 2.741	10:31:33.944	4 -	2:16.819	+ 0.917
2 -	2:17.116	+ 1.214	10:33:51.060	5 -	2:15.902	
3 -	2:16.217	+ 0.315	10:36:07.277	6 -	2:18.857	+ 2.955
17	Simon SEATH		D Jaguar XJS			
1 -	2:24.265	+ 6.474	10:32:29.191	4 -	2:19.477	+ 1.686
2 -	2:19.813	+ 2.022	10:34:49.004	5 -	2:17.791	
3 -	2:23.556	+ 5.765	10:37:12.560			
21	Stephen AVERY		B Jaguar XJ6 X300			
1 -	2:11.498	+ 1.243	10:31:10.570	4 -	2:12.919	+ 2.664
2 -	2:10.255		10:33:20.825	5 -	2:12.279	+ 2.024
3 -	2:10.707	+ 0.452	10:35:31.532	6 -	2:12.193	+ 1.938
22	Keith KENWARD		A Jaguar S-Type MKII			
1 -	2:39.366	+ 7.066	10:32:35.642	4 -	2:36.013	+ 3.713
2 -	2:35.252	+ 2.952	10:35:10.894	5 -	2:32.300	
3 -	2:39.237	+ 6.937	10:37:50.131			
23	Stewart LYDDALL		G Jaguar XJS			
1 -	2:06.963	+ 0.840	10:31:01.447	4 -	2:10.353	+ 4.230
2 -	2:06.123		10:33:07.570	5 -	2:08.945	+ 2.822
3 -	2:07.247	+ 1.124	10:35:14.817	6 -	2:09.291	+ 3.168
24	Ian WOOD		G Jaguar XJS			
1 -	2:28.382		10:32:43.258	4 -	2:38.418	+ 10.036
2 -	2:32.363	+ 3.981	10:35:15.621	5 -	2:38.554	+ 10.172
3 -	2:35.560	+ 7.178	10:37:51.181			
26	Neil TAYLOR		A Jaguar S-Type			
1 -	2:12.721	+ 0.171	10:31:30.012	4 -	2:13.886	+ 1.336
2 -	2:12.550		10:33:42.562	5 -	2:14.060	+ 1.510
3 -	2:13.265	+ 0.715	10:35:55.827	6 -	2:13.700	+ 1.150
27	Richard COPPOCK		D Jaguar XJS			
1 -	2:34.884	+ 9.932	10:32:54.533	4 -	2:37.471	+ 12.519
2 -	2:28.298	+ 3.346	10:35:22.831	5 -	2:24.952	
3 -	2:29.585	+ 4.633	10:37:52.416			
30	Robert DREWERY		A Jaguar XJ40			
1 -	2:15.108	+ 3.176	10:31:59.170	4 -	2:11.932	
2 -	2:12.284	+ 0.352	10:34:11.454	5 -	2:12.549	+ 0.617
3 -	2:12.241	+ 0.309	10:36:23.695	6 -	2:13.395	+ 1.463

Weather / Track : Cloudy / Dry

Oulton Park International
Circuit Length = 2.6920 miles
Start: 10:26 End: 10:45

Toyo Tires XJS Championship with Jaguar Classic Parts Saloon Championship

QUALIFYING - RACE 4 - LAP ANALYSIS

32	Richard DORLIN		B Jaguar XJ6 Coupe				
1 -	2:15.145	+ 10.295	10:31:25.082	4 -	2:08.470	+ 3.620	10:37:48.340
2 -	2:04.850		10:33:29.932	5 -	2:18.308	+ 13.458	10:40:06.648
3 -	2:09.938	+ 5.088	10:35:39.870	6 -	2:07.984	+ 3.134	10:42:14.632
34	Bob BEECHAM		D Jaguar XJS				
1 -	2:32.217	+ 3.682	10:32:15.348	4 -	2:28.535		10:39:43.867
2 -	2:30.000	+ 1.465	10:34:45.348	5 -	2:30.083	+ 1.548	10:42:13.950
3 -	2:29.984	+ 1.449	10:37:15.332				
39	Chris BOON		E Jaguar XJS				
1 -	2:12.316	+ 0.928	10:31:13.555	4 -	2:12.001	+ 0.613	10:37:53.174
2 -	2:11.388		10:33:24.943	5 -	2:17.079	+ 5.691	10:40:10.253
3 -	2:16.230	+ 4.842	10:35:41.173	6 -	2:13.173	+ 1.785	10:42:23.426
42	Roger WEBSTER		E Jaguar XJS				
1 -	2:11.609	+ 2.462	10:32:38.142	4 -	2:10.659	+ 1.512	10:39:15.697
2 -	2:11.975	+ 2.828	10:34:50.117	5 -	2:11.142	+ 1.995	10:41:26.839
3 -	2:14.921	+ 5.774	10:37:05.038	6 -	2:09.147		10:43:35.986
44	Cliff RYAN		XG Jaguar XJRS				
1 -	2:22.100	+ 5.930	10:32:18.265	4 -	2:17.090	+ 0.920	10:39:13.110
2 -	2:19.780	+ 3.610	10:34:38.045	5 -	2:17.851	+ 1.681	10:41:30.961
3 -	2:17.975	+ 1.805	10:36:56.020	6 -	2:16.170		10:43:47.131
45	Steve ASKHAM		B Jaguar XJ6 X300				
1 -	2:21.324	+ 3.531	10:31:44.428	4 -	2:17.894	+ 0.101	10:38:42.818
2 -	2:20.157	+ 2.364	10:34:04.585	5 -	2:19.619	+ 1.826	10:41:02.437
3 -	2:20.339	+ 2.546	10:36:24.924	6 -	2:17.793		10:43:20.230
46	Dean SEWELL		A Jaguar XJ6				
1 -	2:22.507	+ 7.096	10:32:13.576	4 -	2:17.670	+ 2.259	10:39:07.544
2 -	2:17.986	+ 2.575	10:34:31.562	5 -	2:15.411		10:41:22.955
3 -	2:18.312	+ 2.901	10:36:49.874	6 -	2:16.703	+ 1.292	10:43:39.658
49	Richard BUTTERFIELD		B Daimler Sovereign				
1 -	2:08.860		10:31:16.272	4 -	2:10.565	+ 1.705	10:37:45.799
2 -	2:09.041	+ 0.181	10:33:25.313	5 -	2:08.969	+ 0.109	10:39:54.768
3 -	2:09.921	+ 1.061	10:35:35.234	6 -	2:10.470	+ 1.610	10:42:05.238
51	Gail HILL		B Jaguar XJ40				
1 -	2:11.709	+ 3.046	10:31:18.408	4 -	2:09.918	+ 1.255	10:37:47.914
2 -	2:08.663		10:33:27.071	5 -	2:09.270	+ 0.607	10:39:57.184
3 -	2:10.925	+ 2.262	10:35:37.996	6 -	2:10.933	+ 2.270	10:42:08.117
54	Rick WALKER		B Jaguar XJ6				
1 -	2:17.931	+ 5.972	10:31:42.960	4 -	2:12.854	+ 0.895	10:38:23.095
2 -	2:13.818	+ 1.859	10:33:56.778	5 -	2:11.959		10:40:35.054
3 -	2:13.463	+ 1.504	10:36:10.241	6 -	2:25.583	+ 13.624	10:43:00.637
56	David CRAVEN-JONES		A Jaguar XJ40				
1 -	2:17.485		10:31:36.161	4 -	2:21.223	+ 3.738	10:38:33.469
2 -	2:17.961	+ 0.476	10:33:54.122	5 -	2:19.315	+ 1.830	10:40:52.784
3 -	2:18.124	+ 0.639	10:36:12.246	6 -	2:22.434	+ 4.949	10:43:15.218
57	David BYE		B Jaguar XJ6 Coupe				
1 -	2:08.410	+ 1.672	10:31:16.358	4 -	2:09.724	+ 2.986	10:37:44.728
2 -	2:08.926	+ 2.188	10:33:25.284	5 -	2:08.233	+ 1.495	10:39:52.961
3 -	2:09.720	+ 2.982	10:35:35.004	6 -	2:06.738		10:41:59.699

Weather / Track : Cloudy / Dry

Oulton Park International
Circuit Length = 2.6920 miles
Start: 10:26 End: 10:45

Toyo Tires XJS Championship with Jaguar Classic Parts Saloon Championship
QUALIFYING - RACE 4 - LAP ANALYSIS

71	Philip COMER		D Jaguar XJS				
1 -	2:18.588	+ 3.992	10:32:31.911	4 -	2:18.297	+ 3.701	10:39:28.088
2 -	2:17.468	+ 2.872	10:34:49.379	5 -	2:14.596		10:41:42.684
3 -	2:20.412	+ 5.816	10:37:09.791				
73	Paul MERRETT		G Jaguar XJS				
1 -	2:14.973	+ 3.113	10:31:47.965	4 -	2:30.572	+ 18.712	10:38:44.463
2 -	2:14.066	+ 2.206	10:34:02.031	5 -	2:13.701	+ 1.841	10:40:58.164
3 -	2:11.860		10:36:13.891	6 -	2:14.652	+ 2.792	10:43:12.816
74	Alex HARRISON		E Jaguar XJS				
1 -	2:06.669	+ 2.574	10:30:57.721	5 -	2:06.025	+ 1.930	10:39:20.664
2 -	2:04.095		10:33:01.816	6 -	2:05.364	+ 1.269	10:41:26.028
3 -	2:05.251	+ 1.156	10:35:07.067	7 -	2:04.246	+ 0.151	10:43:30.274
4 -	2:07.572	+ 3.477	10:37:14.639				
76	Richard CROSSLEY		D Jaguar XJS				
1 -	2:32.476	+ 3.060	10:32:19.706	4 -	2:32.783	+ 3.367	10:39:55.245
2 -	2:31.127	+ 1.711	10:34:50.833	5 -	2:29.416		10:42:24.661
3 -	2:31.629	+ 2.213	10:37:22.462				
79	John SLATER		D Jaguar XJ40				
1 -	2:15.275	+ 3.604	10:31:45.036	4 -	2:11.671		10:38:24.358
2 -	2:15.394	+ 3.723	10:34:00.430	5 -	2:12.303	+ 0.632	10:40:36.661
3 -	2:12.257	+ 0.586	10:36:12.687	6 -	2:14.031	+ 2.360	10:42:50.692
91	Kevin DOYLE		A Jaguar XJ6 Coupe				
1 -	2:19.458	+ 6.084	10:32:34.544	4 -	2:15.321	+ 1.947	10:39:25.480
2 -	2:17.066	+ 3.692	10:34:51.610	5 -	2:13.374		10:41:38.854
3 -	2:18.549	+ 5.175	10:37:10.159				
97	Lawrence COPPOCK		G Jaguar XJS				
1 -	2:33.271	+ 26.474	10:32:52.055	4 -	2:09.178	+ 2.381	10:39:25.391
2 -	2:14.559	+ 7.762	10:35:06.614	5 -	2:06.797		10:41:32.188
3 -	2:09.599	+ 2.802	10:37:16.213	6 -	2:07.904	+ 1.107	10:43:40.092
99	James RAMM		E Jaguar XJS				
1 -	2:10.429	+ 0.298	10:31:58.009	4 -	2:11.849	+ 1.718	10:38:32.525
2 -	2:11.673	+ 1.542	10:34:09.682	5 -	2:10.131		10:40:42.656
3 -	2:10.994	+ 0.863	10:36:20.676	6 -	2:41.741 P	+ 31.610	10:43:24.397

Weather / Track : Cloudy / Dry

Oulton Park International
 Circuit Length = 2.6920 miles
 Start: 10:26 End: 10:45

Toyo Tires XJS Championship with Jaguar Classic Parts Saloon Championship

RACE 4 - GRID - AMENDED 2

ROW 18		2:17.793 45 Steve ASKHAM		2:32.300 22 Keith KENWARD
ROW 17	12	2:15.902 Matt JEFFERY	56	2:17.485 David CRAVEN-JONES
ROW 16		2:13.374 91 Kevin DOYLE		2:15.411 46 Dean SEWELL
ROW 15	54	2:11.959 Rick WALKER	26	2:12.550 Neil TAYLOR
ROW 14		2:11.671 79 John SLATER		2:11.932 30 Robert DREWERY
ROW 13	49	2:08.860 Richard BUTTERFIELD	21	2:10.255 Stephen AVERY
ROW 12		2:06.738 57 David BYE		2:08.663 51 Gail HILL
ROW 11	32	2:04.850 Richard DORLIN	10	2:06.276 Peter DORLIN
ROW 10				
ROW 9				
ROW 8		2:28.535 34 Bob BEECHAM		2:29.416 76 Richard CROSSLEY
ROW 7	27	2:24.952 Richard COPPOCK	24	2:28.382 Ian WOOD
ROW 6		2:16.170 44 Cliff RYAN		2:17.791 17 Simon SEATH
ROW 5	73	2:11.860 Paul MERRETT	71	2:14.596 Philip COMER
ROW 4		2:10.131 99 James RAMM		2:11.388 39 Chris BOON
ROW 3	1	2:07.300 Chris PALMER	42	2:09.147 Roger WEBSTER
ROW 2		2:06.751 5 Andrew HARRISON		2:06.797 97 Lawrence COPPOCK
ROW 1	74	2:04.095 Alex HARRISON	23	2:06.123 Stewart LYDDALL

Pole

Oulton Park International
Circuit Length = 2.6920 miles

These results are provisional until the conclusion of any judicial and technical matters.

Clerk of Course :

Timekeeper :

CSCC Classic "K"

QUALIFYING - RACE 5 - CLASSIFICATION

POS	NO	CL	NAME	ENTRY	TIME	ON	LAPS	GAP	DIFF	MPH
1	29	F7	Ian COX	Marocs 1800 GT	2:01.968	10	13			79.45
2	65	F7	Peter THOMPSON	Marocs 1800 GT	2:02.185	9	9	0.217	0.217	79.31
3	16	F7	Phillip NELSON	Marocs 1800 GT	2:02.378	9	10	0.410	0.193	79.19
4	18	F7	Charles ALLISON	Marocs 1800 GT	2:02.662	2	8	0.694	0.284	79.00
5	44	F5	Stephen RADCLIFFE	Jaguar E-Type	2:02.739	6	7	0.771	0.077	78.95
6	15	F5	Paul CASTALDINI	Jaguar E-Type	2:05.677	2	7	3.709	2.938	77.11
7	85	F7	Stephen BOND	Lotus Elan 26R	2:06.422	5	9	4.454	0.745	76.65
8	17	F7	Richard SKINNER	Marocs 1800 GT	2:07.875	8	9	5.907	1.453	75.78
9	22	F3	Tom SMITH	MG B Roadster	2:08.157	5	6	6.189	0.282	75.62
10	10	F7	HALSTEAD / McPHERSON	Austin Healey 3000	2:12.459	3	11	10.491	4.302	73.16
11	26	F7	David HOLROYD	Lotus Elan	2:14.437	5	6	12.469	1.978	72.08
12	21	F7	ROTHWELL / BENTHAM	Lotus Elan S1	2:20.146	1	11	18.178	5.709	69.15
13	68	F1	MCKOEN / CAIRNS	MG Midget	2:20.962	11	11	18.994	0.816	68.75
14	20	E4	Glynn ALLEN	Aston Martin DB2/4	2:22.438	11	11	20.470	1.476	68.03
15	25	E2	PEAD / DENNETT	Porsche 356	2:25.059	9	10	23.091	2.621	66.80

Weather / Track : Cloudy / Dry

These results are provisional until the conclusion of any judicial and technical matters.

Oulton Park International
Circuit Length = 2.6920 miles
Start: 10:47 End: 11:19

Clerk of Course :		Timekeeper :
-------------------	--	--------------

CSCC Classic "K"

QUALIFYING - RACE 5 - LAP ANALYSIS

10	HALSTEAD / McPHERSON		F7 Austin Healey 3000				
1 -	2:21.153	+ 8.694	10:52:32.696	7 -	2:14.659	+ 2.200	11:07:20.175
2 -	2:15.668	+ 3.209	10:54:48.364	8 -	2:12.910	+ 0.451	11:09:33.085
3 -	2:12.459		10:57:00.823	9 -	2:13.429	+ 0.970	11:11:46.514
4 -	2:16.136	+ 3.677	10:59:16.959	10 -	2:13.297	+ 0.838	11:13:59.811
5 -	2:25.096 P	+ 12.637	11:01:42.055	11 -	2:21.348 P	+ 8.889	11:16:21.159
6 -	3:23.461	+ 1:11.002	11:05:05.516				
15	Paul CASTALDINI		F5 Jaguar E-Type				
1 -	2:08.127	+ 2.450	10:52:11.898	5 -	2:06.160	+ 0.483	11:00:38.168
2 -	2:05.677		10:54:17.575	6 -	2:42.720	+ 37.043	11:03:20.888
3 -	2:06.920	+ 1.243	10:56:24.495	7 -	2:22.384 P	+ 16.707	11:05:43.272
4 -	2:07.513	+ 1.836	10:58:32.008				
16	Phillip NELSON		F7 Marcos 1800 GT				
1 -	2:04.233	+ 1.855	10:51:33.301	6 -	2:03.064	+ 0.686	11:02:07.903
2 -	2:04.628	+ 2.250	10:53:37.929	7 -	2:06.470	+ 4.092	11:04:14.373
3 -	2:06.160	+ 3.782	10:55:44.089	8 -	2:02.900	+ 0.522	11:06:17.273
4 -	2:09.603	+ 7.225	10:57:53.692	9 -	2:02.378		11:08:19.651
5 -	2:11.147	+ 8.769	11:00:04.839	10 -	3:10.462 P	+ 1:08.084	11:11:30.113
17	Richard SKINNER		F7 Marcos 1800 GT				
1 -	2:09.831	+ 1.956	10:51:38.192	6 -	2:09.724	+ 1.849	11:07:02.040
2 -	2:25.813 P	+ 17.938	10:54:04.005	7 -	2:08.598	+ 0.723	11:09:10.638
3 -	3:18.011 P	+ 1:10.136	10:57:22.016	8 -	2:07.875		11:11:18.513
4 -	3:29.116	+ 1:21.241	11:00:51.132	9 -	2:44.238 P	+ 36.363	11:14:02.751
5 -	4:01.184	+ 1:53.309	11:04:52.316				
18	Charles ALLISON		F7 Marcos 1800 GT				
1 -	2:02.753	+ 0.091	10:53:24.883	5 -	12:29.218	+ 10:26.556	11:12:05.148
2 -	2:02.662		10:55:27.545	6 -	2:02.914	+ 0.252	11:14:08.062
3 -	2:04.232	+ 1.570	10:57:31.777	7 -	2:02.932	+ 0.270	11:16:10.994
4 -	2:04.153	+ 1.491	10:59:35.930	8 -	2:03.013	+ 0.351	11:18:14.007
20	Glynn ALLEN		E4 Aston Martin DB2/4				
1 -	2:33.901	+ 11.463	10:52:44.535	7 -	2:25.982	+ 3.544	11:07:34.279
2 -	2:29.571	+ 7.133	10:55:14.106	8 -	2:30.786 P	+ 8.348	11:10:05.065
3 -	2:30.405	+ 7.967	10:57:44.511	9 -	3:45.420	+ 1:22.982	11:13:50.485
4 -	2:29.692	+ 7.254	11:00:14.203	10 -	2:23.148	+ 0.710	11:16:13.633
5 -	2:26.517	+ 4.079	11:02:40.720	11 -	2:22.438		11:18:36.071
6 -	2:27.577	+ 5.139	11:05:08.297				
21	ROTHWELL / BENTHAM		F7 Lotus Elan S1				
1 -	2:20.146		10:52:28.692	7 -	2:26.185	+ 6.039	11:09:27.878
2 -	2:28.416 P	+ 8.270	10:54:57.108	8 -	2:24.181	+ 4.035	11:11:52.059
3 -	4:31.249	+ 2:11.103	10:59:28.357	9 -	2:22.520	+ 2.374	11:14:14.579
4 -	2:23.486	+ 3.340	11:01:51.843	10 -	2:24.051	+ 3.905	11:16:38.630
5 -	2:27.203	+ 7.057	11:04:19.046	11 -	2:23.389	+ 3.243	11:19:02.019
6 -	2:42.647	+ 22.501	11:07:01.693				
22	Tom SMITH		F3 MG B Roadster				
1 -	2:10.471	+ 2.314	10:51:48.467	4 -	2:08.792	+ 0.635	10:58:14.917
2 -	2:08.874	+ 0.717	10:53:57.341	5 -	2:08.157		11:00:23.074
3 -	2:08.784	+ 0.627	10:56:06.125	6 -	2:34.786 P	+ 26.629	11:02:57.860
25	PEAD / DENNETT		E2 Porsche 356				
1 -	2:42.939 P	+ 17.880	10:52:42.967	6 -	2:29.140	+ 4.081	11:08:12.401
2 -	3:33.063	+ 1:08.004	10:56:16.030	7 -	2:26.163	+ 1.104	11:10:38.564
3 -	2:40.572 P	+ 15.513	10:58:56.602	8 -	2:25.624	+ 0.565	11:13:04.188
4 -	4:17.476	+ 1:52.417	11:03:14.078	9 -	2:25.059		11:15:29.247
5 -	2:29.183	+ 4.124	11:05:43.261	10 -	2:26.582	+ 1.523	11:17:55.829

Weather / Track : Cloudy / Dry

Oulton Park International
Circuit Length = 2.6920 miles
Start: 10:47 End: 11:19

CSCC Classic "K"

QUALIFYING - RACE 5 - LAP ANALYSIS


26	David HOLROYD		F7 Lotus Elan				
1 -	2:20.298	+ 5.861	10:52:29.521	4 -	2:18.516	+ 4.079	10:59:17.804
2 -	2:15.172	+ 0.735	10:54:44.693	5 -	2:14.437		11:01:32.241
3 -	2:14.595	+ 0.158	10:56:59.288	6 -	2:26.420 P	+ 11.983	11:03:58.661
29	Ian COX		F7 Marocs 1800 GT				
1 -	2:05.536	+ 3.568	10:51:29.514	8 -	2:02.720	+ 0.752	11:05:58.380
2 -	2:06.006	+ 4.038	10:53:35.520	9 -	2:03.148	+ 1.180	11:08:01.528
3 -	2:03.563	+ 1.595	10:55:39.083	10 -	2:01.968		11:10:03.496
4 -	2:04.665	+ 2.697	10:57:43.748	11 -	2:02.042	+ 0.074	11:12:05.538
5 -	2:04.504	+ 2.536	10:59:48.252	12 -	2:03.163	+ 1.195	11:14:08.701
6 -	2:02.939	+ 0.971	11:01:51.191	13 -	2:20.708 P	+ 18.740	11:16:29.409
7 -	2:04.469	+ 2.501	11:03:55.660				
44	Stephen RADCLIFFE		F5 Jaguar E-Type				
1 -	2:05.450	+ 2.711	10:51:28.923	5 -	5:03.446	+ 3:00.707	11:03:10.794
2 -	2:04.653	+ 1.914	10:53:33.576	6 -	2:02.739		11:05:13.533
3 -	2:04.793	+ 2.054	10:55:38.369	7 -	2:31.260 P	+ 28.521	11:07:44.793
4 -	2:28.979 P	+ 26.240	10:58:07.348				
65	Peter THOMPSON		F7 Marcos 1800 GT				
1 -	2:05.340	+ 3.155	10:51:31.326	6 -	2:03.381	+ 1.196	11:01:54.188
2 -	2:06.071	+ 3.886	10:53:37.397	7 -	2:04.688	+ 2.503	11:03:58.876
3 -	2:04.361	+ 2.176	10:55:41.758	8 -	2:02.727	+ 0.542	11:06:01.603
4 -	2:05.257	+ 3.072	10:57:47.015	9 -	2:02.185		11:08:03.788
5 -	2:03.792	+ 1.607	10:59:50.807				
68	MCKOEN / CAIRNS		F1 MG Midget				
1 -	2:30.665	+ 9.703	10:52:41.960	7 -	2:22.527	+ 1.565	11:08:09.640
2 -	2:28.007	+ 7.045	10:55:09.967	8 -	2:21.694	+ 0.732	11:10:31.334
3 -	2:24.661	+ 3.699	10:57:34.628	9 -	2:22.631	+ 1.669	11:12:53.965
4 -	2:23.140	+ 2.178	10:59:57.768	10 -	2:21.513	+ 0.551	11:15:15.478
5 -	2:29.435 P	+ 8.473	11:02:27.203	11 -	2:20.962		11:17:36.440
6 -	3:19.910	+ 58.948	11:05:47.113				
85	Stephen BOND		F7 Lotus Elan 26R				
1 -	2:08.679	+ 2.257	10:56:39.155	6 -	2:08.243	+ 1.821	11:07:20.283
2 -	2:08.840	+ 2.418	10:58:47.995	7 -	2:07.552	+ 1.130	11:09:27.835
3 -	2:07.541	+ 1.119	11:00:55.536	8 -	2:07.282	+ 0.860	11:11:35.117
4 -	2:10.082	+ 3.660	11:03:05.618	9 -	2:34.214 P	+ 27.792	11:14:09.331
5 -	2:06.422		11:05:12.040				

Weather / Track : Cloudy / Dry

Oulton Park International
Circuit Length = 2.6920 miles
Start: 10:47 End: 11:19

CSCC Classic "K"

RACE 5 - GRID

ROW 8	2:25.059 25 PEAD / DENNETT	
ROW 7	2:20.962 68 MCKOEN / CAIRNS	2:22.438 20 Glynn ALLEN
ROW 6	2:14.437 26 David HOLROYD	2:20.146 21 ROTHWELL / BENTHAM
ROW 5	2:08.157 22 Tom SMITH	2:12.459 10 HALSTEAD / McPHERSON
ROW 4	2:06.422 85 Stephen BOND	2:07.875 17 Richard SKINNER
ROW 3	2:02.739 44 Stephen RADCLIFFE	2:05.677 15 Paul CASTALDINI
ROW 2	2:02.378 16 Phillip NELSON	2:02.662 18 Charles ALLISON
ROW 1	2:01.968 29 Ian COX	2:02.185 65 Peter THOMPSON
Pole		
		

Oulton Park International
Circuit Length = 2.6920 miles

These results are provisional until the conclusion of any judicial and technical matters.

Clerk of Course :

Timekeeper :

CSCC Future Classics

QUALIFYING - RACE 6 - CLASSIFICATION

POS	NO	CL	NAME	ENTRY	TIME	ON	LAPS	GAP	DIFF	MPH
1	86	C	AINGE / JORDAN	Porsche 944 S2	1:59.574	9	10			81.04
2	13	C	BATES / WHITE	Porsche 911 SC	2:00.097	9	13	0.523	0.523	80.69
3	25	C	EACOCK / MORRIS	BMW 325	2:00.972	2	13	1.398	0.875	80.11
4	87	E	Mark KOEBERLE	Porsche 944 Turbo S	2:01.740	2	14	2.166	0.768	79.60
5	47	D	Stuart JEFCOATE	Porsche 911 Carrera	2:01.790	12	14	2.216	0.050	79.57
6	6	B	John MAWDSLEY	Volkswagen Golf	2:02.436	2	4	2.862	0.646	79.15
7	46	E	David John FALKINGHAM	Triumph TR7 V8	2:02.633	4	12	3.059	0.197	79.02
8	56	C	Tony MARYON	Porsche 911 SC	2:02.746	12	12	3.172	0.113	78.95
9	15	C	HARRIS / BRIARS	Porsche 944	2:03.452	7	12	3.878	0.706	78.50
10	32	C	George MUTTEEN	Porsche 944 SC	2:04.145	11	13	4.571	0.693	78.06
11	97	E	Lawrence COPPOCK	Jaguar XJS	2:04.535	3	7	4.961	0.390	77.81
12	68	D	Stuart TRANTER	Rover Tomcat	2:05.442	9	11	5.868	0.907	77.25
13	63	C	CHILLEYSTONE / SCHULZ	Porsche 944 Lux	2:05.556	11	12	5.982	0.114	77.18
14	3	E	Roger BOWMAN	Jaguar XJS	2:06.493	6	10	6.919	0.937	76.61
15	88	D	WATSON / SCOTT-DUNWOODIE	Ford Sierra Cosworth	2:06.660	3	5	7.086	0.167	76.51
16	75	C	Ben EACOCK	Porsche 944 S	2:07.493	11	12	7.919	0.833	76.01
17	62	C	David JOHN	BMW M3	2:07.767	9	10	8.193	0.274	75.85
18	4	E	HAYES / HAYES	Toyota Supra Turbo	2:08.878	6	12	9.304	1.111	75.19
19	17	G	CLAYSON / JOHNSTON	Alfa Romeo Alfesud	2:08.946	7	12	9.372	0.068	75.15
20	8	E	GRAY / GRAY	Pontiac Trans Am	2:09.379	12	12	9.805	0.433	74.90
21	91	C	Paul DOLAN	BMW 323i	2:10.545	4	12	10.971	1.166	74.23
22	53	B	John CELLIER	Ford Fiesta XR2	2:11.145	8	12	11.571	0.600	73.89
23	35	E	JAY / MURTHA	Porsche 944 Turbo	2:11.478	10	11	11.904	0.333	73.71
24	78	C	LUCAS / OSBORNE	Porsche 911 RS Carrera	2:11.581	2	11	12.007	0.103	73.65
25	38	D	JOHNSON / WRIGHT	Rover Tomcat	2:12.343	1	1	12.769	0.762	73.22
26	36	B	Robert ALMAN	Toyota MR2	2:12.881	8	12	13.307	0.538	72.93
27	31	G	John BROADLEY	Porsche 924	2:12.980	2	7	13.406	0.099	72.87
28	29	C	Scott WINNARD	TVR Taimar	2:13.304	4	8	13.730	0.324	72.70
29	39	B	Carl ELGAR	Vauxhall Astra GTE	2:13.365	12	12	13.791	0.061	72.66
30	51	C	Tony COLES	Porsche 944	2:13.517	4	13	13.943	0.152	72.58
31	72	C	FIELD / MODLINSKY	BMW 325 Saloon	2:14.176	2	12	14.602	0.659	72.22
32	9	B	JEFFERIES / JEFFERIES	Toyota MR2	2:15.500	11	11	15.926	1.324	71.52
33	71	B	Shane WRIGHT	Toyota MR2	2:17.069	4	6	17.495	1.569	70.70
34	81	B	CONNELL / CONNELL	Volkswagen Golf Gti	2:20.669	4	8	21.095	3.600	68.89
35	41	C	Brett EVANS	Porsche 944	2:24.246	1	1	24.672	3.577	67.18
36	54	G	CORNWALLIS / HUNTING	BMW 1600 Ti	2:27.953	4	10	28.379	3.707	65.50
37	58	E	Darren SMITH	TVR Tuscan		0	2			

Weather / Track : Cloudy / Dry

These results are provisional until the conclusion of any judicial and technical matters.

Oulton Park International
Circuit Length = 2.6920 miles
Start: 11:24 End: 11:57

Clerk of Course :	Timekeeper :
-------------------	--------------

CSCC Future Classics

QUALIFYING - RACE 6 - LAP ANALYSIS

3	Roger BOWMAN		E Jaguar XJS			
1 -	2:17.951	+ 11.458	11:29:33.430	6 -	2:06.493	11:40:26.817
2 -	2:11.219	+ 4.726	11:31:44.649	7 -	2:08.642	+ 2.149
3 -	2:08.714	+ 2.221	11:33:53.363	8 -	2:23.200	+ 16.707
4 -	2:07.426	+ 0.933	11:36:00.789	9 -	2:13.925	+ 7.432
5 -	2:19.535	+ 13.042	11:38:20.324	10 -	3:02.282 P	+ 55.789
4	HAYES / HAYES		E Toyota Supra Turbo			
1 -	2:15.825	+ 6.947	11:29:26.797	7 -	2:21.098 P	+ 12.220
2 -	2:13.634	+ 4.756	11:31:40.431	8 -	3:56.277	+ 1:47.399
3 -	2:32.931	+ 24.053	11:34:13.362	9 -	2:18.508	+ 9.630
4 -	2:11.041	+ 2.163	11:36:24.403	10 -	2:12.686	+ 3.808
5 -	2:11.699	+ 2.821	11:38:36.102	11 -	2:10.914	+ 2.036
6 -	2:08.878		11:40:44.980	12 -	2:13.905	+ 5.027
6	John MAWDSLEY		B Volkswagen Golf			
1 -	2:03.973	+ 1.537	11:28:31.229	3 -	2:04.135	+ 1.699
2 -	2:02.436		11:30:33.665	4 -	2:18.267 P	+ 15.831
8	GRAY / GRAY		E Pontiac Trans Am			
1 -	2:24.377	+ 14.998	11:30:13.190	7 -	2:25.191 P	+ 15.812
2 -	2:17.381	+ 8.002	11:32:30.571	8 -	3:16.590	+ 1:07.211
3 -	2:12.930	+ 3.551	11:34:43.501	9 -	2:12.185	+ 2.806
4 -	2:11.271	+ 1.892	11:36:54.772	10 -	2:14.137	+ 4.758
5 -	2:13.687	+ 4.308	11:39:08.459	11 -	2:09.461	+ 0.082
6 -	2:14.175	+ 4.796	11:41:22.634	12 -	2:09.379	11:55:49.577
9	JEFFERIES / JEFFERIES		B Toyota MR2			
1 -	2:25.112	+ 9.612	11:30:12.484	7 -	2:22.276 P	+ 6.776
2 -	2:22.807	+ 7.307	11:32:35.291	8 -	3:38.484	+ 1:22.984
3 -	2:19.179	+ 3.679	11:34:54.470	9 -	2:16.260	+ 0.760
4 -	2:21.876	+ 6.376	11:37:16.346	10 -	2:15.783	+ 0.283
5 -	2:22.860	+ 7.360	11:39:39.206	11 -	2:15.500	11:54:43.680
6 -	2:16.171	+ 0.671	11:41:55.377			
13	BATES / WHITE		C Porsche 911 SC			
1 -	2:05.342	+ 5.245	11:28:29.243	8 -	2:02.012	+ 1.915
2 -	2:02.091	+ 1.994	11:30:31.334	9 -	2:00.097	11:46:38.082
3 -	2:03.435	+ 3.338	11:32:34.769	10 -	2:00.173	+ 0.076
4 -	2:05.785	+ 5.688	11:34:40.554	11 -	2:00.458	+ 0.361
5 -	2:02.761	+ 2.664	11:36:43.315	12 -	2:00.287	+ 0.190
6 -	2:06.478 P	+ 6.381	11:38:49.793	13 -	2:00.989	+ 0.892
7 -	3:46.180	+ 1:46.083	11:42:35.973			
15	HARRIS / BRIARS		C Porsche 944			
1 -	2:11.603	+ 8.151	11:28:53.963	7 -	2:03.452	11:41:34.973
2 -	2:07.480	+ 4.028	11:31:01.443	8 -	2:29.340 P	+ 25.888
3 -	2:06.546	+ 3.094	11:33:07.989	9 -	3:52.827	+ 1:49.375
4 -	2:09.285	+ 5.833	11:35:17.274	10 -	2:12.414	+ 8.962
5 -	2:05.415	+ 1.963	11:37:22.689	11 -	2:11.059	+ 7.607
6 -	2:08.832	+ 5.380	11:39:31.521	12 -	2:11.624	+ 8.172
17	CLAYSON / JOHNSTON		G Alfa Romeo Alfasud			
1 -	2:12.284	+ 3.338	11:29:26.551	7 -	2:08.946	11:42:30.538
2 -	2:09.492	+ 0.546	11:31:36.043	8 -	2:18.321 P	+ 9.375
3 -	2:09.267	+ 0.321	11:33:45.310	9 -	3:14.735	+ 1:05.789
4 -	2:10.624	+ 1.678	11:35:55.934	10 -	2:12.534	+ 3.588
5 -	2:12.837	+ 3.891	11:38:08.771	11 -	2:11.923	+ 2.977
6 -	2:12.821	+ 3.875	11:40:21.592	12 -	2:11.775	+ 2.829

Weather / Track : Cloudy / Dry

Oulton Park International
Circuit Length = 2.6920 miles
Start: 11:24 End: 11:57

CSCC Future Classics

QUALIFYING - RACE 6 - LAP ANALYSIS

25	EACOCK / MORRIS		C BMW 325				
1 -	2:02.987	+ 2.015	11:28:24.017	8 -	2:05.731	+ 4.759	11:45:08.942
2 -	2:00.972		11:30:24.989	9 -	2:04.257	+ 3.285	11:47:13.199
3 -	2:05.956	+ 4.984	11:32:30.945	10 -	2:06.730	+ 5.758	11:49:19.929
4 -	2:06.724	+ 5.752	11:34:37.669	11 -	2:07.114	+ 6.142	11:51:27.043
5 -	2:02.336	+ 1.364	11:36:40.005	12 -	2:03.275	+ 2.303	11:53:30.318
6 -	2:11.807 P	+ 10.835	11:38:51.812	13 -	2:09.914	+ 8.942	11:55:40.232
7 -	4:11.399	+ 2:10.427	11:43:03.211				
29	Scott WINNARD		C TVR Taimar				
1 -	2:16.985	+ 3.681	11:28:59.061	5 -	2:15.360	+ 2.056	11:37:58.564
2 -	2:16.153	+ 2.849	11:31:15.214	6 -	2:18.061	+ 4.757	11:40:16.625
3 -	2:14.686	+ 1.382	11:33:29.900	7 -	2:13.429	+ 0.125	11:42:30.054
4 -	2:13.304		11:35:43.204	8 -	2:44.449 P	+ 31.145	11:45:14.503
31	John BROADLEY		G Porsche 924				
1 -	2:14.966	+ 1.986	11:29:48.102	5 -	2:17.568	+ 4.588	11:38:51.947
2 -	2:12.980		11:32:01.082	6 -	2:14.260	+ 1.280	11:41:06.207
3 -	2:17.098	+ 4.118	11:34:18.180	7 -	2:23.689 P	+ 10.709	11:43:29.896
4 -	2:16.199	+ 3.219	11:36:34.379				
32	George MUTTEEN		C Porsche 944 SC				
1 -	2:09.513	+ 5.368	11:28:35.185	8 -	2:08.223	+ 4.078	11:44:47.721
2 -	2:08.554	+ 4.409	11:30:43.739	9 -	2:04.924	+ 0.779	11:46:52.645
3 -	2:08.002	+ 3.857	11:32:51.741	10 -	2:05.121	+ 0.976	11:48:57.766
4 -	2:06.189	+ 2.044	11:34:57.930	11 -	2:04.145		11:51:01.911
5 -	2:05.733	+ 1.588	11:37:03.663	12 -	2:04.926	+ 0.781	11:53:06.837
6 -	2:12.329 P	+ 8.184	11:39:15.992	13 -	2:04.734	+ 0.589	11:55:11.571
7 -	3:23.506	+ 1:19.361	11:42:39.498				
35	JAY / MURTHA		E Porsche 944 Turbo				
1 -	2:15.311	+ 3.833	11:29:49.897	7 -	3:36.742	+ 1:25.264	11:45:13.968
2 -	2:14.855	+ 3.377	11:32:04.752	8 -	2:13.016	+ 1.538	11:47:26.984
3 -	2:20.744	+ 9.266	11:34:25.496	9 -	2:13.346	+ 1.868	11:49:40.330
4 -	2:19.181	+ 7.703	11:36:44.677	10 -	2:11.478		11:51:51.808
5 -	2:20.196	+ 8.718	11:39:04.873	11 -	2:13.180	+ 1.702	11:54:04.988
6 -	2:32.353 P	+ 20.875	11:41:37.226				
36	Robert ALMAN		B Toyota MR2				
1 -	2:19.941	+ 7.060	11:30:04.952	7 -	2:16.569	+ 3.688	11:43:43.131
2 -	2:16.679	+ 3.798	11:32:21.631	8 -	2:12.881		11:45:56.012
3 -	2:16.380	+ 3.499	11:34:38.011	9 -	2:14.862	+ 1.981	11:48:10.874
4 -	2:16.387	+ 3.506	11:36:54.398	10 -	2:19.727	+ 6.846	11:50:30.601
5 -	2:15.146	+ 2.265	11:39:09.544	11 -	2:14.438	+ 1.557	11:52:45.039
6 -	2:17.018	+ 4.137	11:41:26.562	12 -	2:14.592	+ 1.711	11:54:59.631
38	JOHNSON / WRIGHT		D Rover Tomcat				
1 -	2:12.343		11:29:36.161				
39	Carl ELGAR		B Vauxhall Astra GTE				
1 -	2:18.939	+ 5.574	11:30:21.055	7 -	2:15.849	+ 2.484	11:44:08.068
2 -	2:19.024	+ 5.659	11:32:40.079	8 -	2:15.982	+ 2.617	11:46:24.050
3 -	2:19.743	+ 6.378	11:34:59.822	9 -	2:16.382	+ 3.017	11:48:40.432
4 -	2:17.365	+ 4.000	11:37:17.187	10 -	2:16.380	+ 3.015	11:50:56.812
5 -	2:20.546	+ 7.181	11:39:37.733	11 -	2:15.966	+ 2.601	11:53:12.778
6 -	2:14.486	+ 1.121	11:41:52.219	12 -	2:13.365		11:55:26.143
41	Brett EVANS		C Porsche 944				
1 -	2:24.246		11:30:14.277				

Weather / Track : Cloudy / Dry

Oulton Park International
Circuit Length = 2.6920 miles
Start: 11:24 End: 11:57

CSCC Future Classics

QUALIFYING - RACE 6 - LAP ANALYSIS

46	David John FALKINGHAM		E Triumph TR7 V8				
1 -	2:10.756	+ 8.123	11:29:33.247	7 -	2:04.708	+ 2.075	11:42:01.885
2 -	2:07.437	+ 4.804	11:31:40.684	8 -	2:04.096	+ 1.463	11:44:05.981
3 -	2:04.355	+ 1.722	11:33:45.039	9 -	2:04.213	+ 1.580	11:46:10.194
4 -	2:02.633		11:35:47.672	10 -	2:03.844	+ 1.211	11:48:14.038
5 -	2:04.530	+ 1.897	11:37:52.202	11 -	2:03.357	+ 0.724	11:50:17.395
6 -	2:04.975	+ 2.342	11:39:57.177	12 -	2:03.204	+ 0.571	11:52:20.599
47	Stuart JEFEOATE		D Porsche 911 Carrera				
1 -	2:07.090	+ 5.300	11:28:42.428	8 -	2:03.829	+ 2.039	11:43:37.807
2 -	2:04.684	+ 2.894	11:30:47.112	9 -	2:07.822	+ 6.032	11:45:45.629
3 -	2:04.400	+ 2.610	11:32:51.512	10 -	2:06.702	+ 4.912	11:47:52.331
4 -	2:04.351	+ 2.561	11:34:55.863	11 -	2:03.667	+ 1.877	11:49:55.998
5 -	2:06.296	+ 4.506	11:37:02.159	12 -	2:01.790		11:51:57.788
6 -	2:27.655	+ 25.865	11:39:29.814	13 -	2:02.953	+ 1.163	11:54:00.741
7 -	2:04.164	+ 2.374	11:41:33.978	14 -	2:02.470	+ 0.680	11:56:03.211
51	Tony COLES		C Porsche 944				
1 -	2:16.276	+ 2.759	11:29:04.231	8 -	2:15.326	+ 1.809	11:44:52.513
2 -	2:13.922	+ 0.405	11:31:18.153	9 -	2:14.544	+ 1.027	11:47:07.057
3 -	2:13.539	+ 0.022	11:33:31.692	10 -	2:15.877	+ 2.360	11:49:22.934
4 -	2:13.517		11:35:45.209	11 -	2:15.848	+ 2.331	11:51:38.782
5 -	2:15.247	+ 1.730	11:38:00.456	12 -	2:14.344	+ 0.827	11:53:53.126
6 -	2:19.524	+ 6.007	11:40:19.980	13 -	2:14.357	+ 0.840	11:56:07.483
7 -	2:17.207	+ 3.690	11:42:37.187				
53	John CELLIER		B Ford Fiesta XR2				
1 -	2:18.951	+ 7.806	11:29:41.459	7 -	2:12.110	+ 0.965	11:43:03.810
2 -	2:15.114	+ 3.969	11:31:56.573	8 -	2:11.145		11:45:14.955
3 -	2:14.365	+ 3.220	11:34:10.938	9 -	2:12.901	+ 1.756	11:47:27.856
4 -	2:12.586	+ 1.441	11:36:23.524	10 -	2:13.171	+ 2.026	11:49:41.027
5 -	2:14.941	+ 3.796	11:38:38.465	11 -	2:18.461 P	+ 7.316	11:51:59.488
6 -	2:13.235	+ 2.090	11:40:51.700	12 -	2:38.782	+ 27.637	11:54:38.270
54	CORNWALLIS / HUNTING		G BMW 1600 Ti				
1 -	2:33.167	+ 5.214	11:29:48.491	6 -	2:35.555 P	+ 7.602	11:42:23.787
2 -	2:30.797	+ 2.844	11:32:19.288	7 -	4:33.708	+ 2:05.755	11:46:57.495
3 -	2:30.553	+ 2.600	11:34:49.841	8 -	2:35.997	+ 8.044	11:49:33.492
4 -	2:27.953		11:37:17.794	9 -	2:33.773	+ 5.820	11:52:07.265
5 -	2:30.438	+ 2.485	11:39:48.232	10 -	2:34.020	+ 6.067	11:54:41.285
56	Tony MARYON		C Porsche 911 SC				
1 -	2:05.255	+ 2.509	11:30:45.841	7 -	2:04.753	+ 2.007	11:43:22.748
2 -	2:04.482	+ 1.736	11:32:50.323	8 -	2:03.138	+ 0.392	11:45:25.886
3 -	2:04.861	+ 2.115	11:34:55.184	9 -	2:09.611 P	+ 6.865	11:47:35.497
4 -	2:04.078	+ 1.332	11:36:59.262	10 -	3:44.613	+ 1:41.867	11:51:20.110
5 -	2:09.477	+ 6.731	11:39:08.739	11 -	2:03.278	+ 0.532	11:53:23.388
6 -	2:09.256	+ 6.510	11:41:17.995	12 -	2:02.746		11:55:26.134
58	Darren SMITH		E TVR Tuscan				
1 -	2:33.635 P	- 03:58:21.141	11:30:25.612	2 -	3:21.448 P	- 03:57:33.328	11:33:47.060
62	David JOHN		C BMW M3				
1 -	2:14.042	+ 6.275	11:29:29.901	6 -	3:25.557	+ 1:17.790	11:41:53.829
2 -	2:12.205	+ 4.438	11:31:42.106	7 -	2:08.722	+ 0.955	11:44:02.551
3 -	2:11.167	+ 3.400	11:33:53.273	8 -	2:08.840	+ 1.073	11:46:11.391
4 -	2:11.942	+ 4.175	11:36:05.215	9 -	2:07.767		11:48:19.158
5 -	2:23.057 P	+ 15.290	11:38:28.272	10 -	2:56.598 P	+ 48.831	11:51:15.756
63	CHILLEYSTONE / SCHULZ		C Porsche 944 Lux				
1 -	2:13.312	+ 7.756	11:29:48.223	7 -	2:08.277	+ 2.721	11:43:50.822

Weather / Track : Cloudy / Dry

Oulton Park International
Circuit Length = 2.6920 miles
Start: 11:24 End: 11:57

CSCC Future Classics

QUALIFYING - RACE 6 - LAP ANALYSIS

2 -	2:07.159	+ 1.603	11:31:55.382	8 -	2:06.210	+ 0.654	11:45:57.032
3 -	2:07.733	+ 2.177	11:34:03.115	9 -	2:16.106	+ 10.550	11:48:13.138
4 -	2:05.995	+ 0.439	11:36:09.110	10 -	2:05.968	+ 0.412	11:50:19.106
5 -	2:14.053 P	+ 8.497	11:38:23.163	11 -	2:05.556		11:52:24.662
6 -	3:19.382	+ 1:13.826	11:41:42.545	12 -	2:05.717	+ 0.161	11:54:30.379
68	Stuart TRANTER			D	Rover Tomcat		
1 -	2:19.467	+ 14.025	11:29:44.375	7 -	2:31.730 P	+ 26.288	11:43:04.703
2 -	2:08.818	+ 3.376	11:31:53.193	8 -	3:12.623	+ 1:07.181	11:46:17.326
3 -	2:15.653	+ 10.211	11:34:08.846	9 -	2:05.442		11:48:22.768
4 -	2:08.000	+ 2.558	11:36:16.846	10 -	2:07.802	+ 2.360	11:50:30.570
5 -	2:09.098	+ 3.656	11:38:25.944	11 -	2:49.074 P	+ 43.632	11:53:19.644
6 -	2:07.029	+ 1.587	11:40:32.973				
71	Shane WRIGHT			B	Toyota MR2		
1 -	2:28.042	+ 10.973	11:29:49.820	4 -	2:17.069		11:36:54.226
2 -	2:24.885	+ 7.816	11:32:14.705	5 -	2:39.694 P	+ 22.625	11:39:33.920
3 -	2:22.452	+ 5.383	11:34:37.157	6 -	13:33.157 P	+ 11:16.088	11:53:07.077
72	FIELD / MODLINSKY			C	BMW 325 Saloon		
1 -	2:16.837	+ 2.661	11:29:36.570	7 -	2:14.397	+ 0.221	11:43:23.000
2 -	2:14.176		11:31:50.746	8 -	2:14.505	+ 0.329	11:45:37.505
3 -	2:15.614	+ 1.438	11:34:06.360	9 -	2:17.756	+ 3.580	11:47:55.261
4 -	2:15.194	+ 1.018	11:36:21.554	10 -	2:14.223	+ 0.047	11:50:09.484
5 -	2:15.340	+ 1.164	11:38:36.894	11 -	2:38.771 P	+ 24.595	11:52:48.255
6 -	2:31.709	+ 17.533	11:41:08.603	12 -	2:51.036	+ 36.860	11:55:39.291
75	Ben EACOCK			C	Porsche 944 S		
1 -	2:10.820	+ 3.327	11:28:40.057	7 -	2:09.105	+ 1.612	11:41:44.978
2 -	2:13.091	+ 5.598	11:30:53.148	8 -	2:21.965 P	+ 14.472	11:44:06.943
3 -	2:09.789	+ 2.296	11:33:02.937	9 -	5:22.532	+ 3:15.039	11:49:29.475
4 -	2:09.371	+ 1.878	11:35:12.308	10 -	2:08.518	+ 1.025	11:51:37.993
5 -	2:09.491	+ 1.998	11:37:21.799	11 -	2:07.493		11:53:45.486
6 -	2:14.074	+ 6.581	11:39:35.873	12 -	2:09.639	+ 2.146	11:55:55.125
78	LUCAS / OSBORNE			C	Porsche 911 RS Carrera		
1 -	2:13.668	+ 2.087	11:29:11.871	7 -	2:14.789	+ 3.208	11:44:26.353
2 -	2:11.581		11:31:23.452	8 -	2:13.078	+ 1.497	11:46:39.431
3 -	2:15.320	+ 3.739	11:33:38.772	9 -	2:41.034 P	+ 29.453	11:49:20.465
4 -	2:13.510	+ 1.929	11:35:52.282	10 -	2:29.528	+ 17.947	11:51:49.993
5 -	2:29.536 P	+ 17.955	11:38:21.818	11 -	2:13.996	+ 2.415	11:54:03.989
6 -	3:49.746	+ 1:38.165	11:42:11.564				
81	CONNELL / CONNELL			B	Volkswagen Golf Gti		
1 -	2:42.854	+ 22.185	11:30:25.058	5 -	2:44.709 P	+ 24.040	11:40:24.219
2 -	2:29.670	+ 9.001	11:32:54.728	6 -	3:11.168	+ 50.499	11:43:35.387
3 -	2:24.113	+ 3.444	11:35:18.841	7 -	2:55.944 P	+ 35.275	11:46:31.331
4 -	2:20.669		11:37:39.510	8 -	4:17.532	+ 1:56.863	11:50:48.863
86	AINGE / JORDAN			C	Porsche 944 S2		
1 -	2:11.722	+ 12.148	11:29:28.016	6 -	2:16.616 P	+ 17.042	11:40:19.111
2 -	2:10.362	+ 10.788	11:31:38.378	7 -	4:14.096	+ 2:14.522	11:44:33.207
3 -	2:08.169	+ 8.595	11:33:46.547	8 -	2:02.907	+ 3.333	11:46:36.114
4 -	2:07.293	+ 7.719	11:35:53.840	9 -	1:59.574		11:48:35.688
5 -	2:08.655	+ 9.081	11:38:02.495	10 -	2:07.777 P	+ 8.203	11:50:43.465
87	Mark KOEBERLE			E	Porsche 944 Turbo S		
1 -	2:03.772	+ 2.032	11:28:25.465	8 -	2:04.397	+ 2.657	11:42:53.868
2 -	2:01.740		11:30:27.205	9 -	2:04.912	+ 3.172	11:44:58.780
3 -	2:04.518	+ 2.778	11:32:31.723	10 -	2:04.198	+ 2.458	11:47:02.978
4 -	2:06.416	+ 4.676	11:34:38.139	11 -	2:08.975	+ 7.235	11:49:11.953
5 -	2:04.895	+ 3.155	11:36:43.034	12 -	2:03.495	+ 1.755	11:51:15.448
6 -	2:02.198	+ 0.458	11:38:45.232	13 -	2:03.108	+ 1.368	11:53:18.556

Weather / Track : Cloudy / Dry

Oulton Park International
Circuit Length = 2.6920 miles
Start: 11:24 End: 11:57

CSCC Future Classics

QUALIFYING - RACE 6 - LAP ANALYSIS

7 -	2:04.239	+ 2.499	11:40:49.471	14 -	2:03.271	+ 1.531	11:55:21.827
88	WATSON / SCOTT-DUNWOODIE		D	Ford Sierra Cosworth			
1 -	2:11.703	+ 5.043	11:30:09.607	4 -	2:20.120 P	+ 13.460	11:36:43.305
2 -	2:06.918	+ 0.258	11:32:16.525	5 -	18:26.429	+ 16:19.769	11:55:09.734
3 -	2:06.660		11:34:23.185				
91	Paul DOLAN		C	BMW 323i			
1 -	2:23.850	+ 13.305	11:30:14.660	7 -	2:14.865	+ 4.320	11:43:39.420
2 -	2:17.071	+ 6.526	11:32:31.731	8 -	2:13.527	+ 2.982	11:45:52.947
3 -	2:15.890	+ 5.345	11:34:47.621	9 -	2:14.510	+ 3.965	11:48:07.457
4 -	2:10.545		11:36:58.166	10 -	2:13.400	+ 2.855	11:50:20.857
5 -	2:13.268	+ 2.723	11:39:11.434	11 -	2:13.473	+ 2.928	11:52:34.330
6 -	2:13.121	+ 2.576	11:41:24.555	12 -	2:13.520	+ 2.975	11:54:47.850
97	Lawrence COPPOCK		E	Jaguar XJS			
1 -	2:08.807	+ 4.272	11:29:28.469	5 -	2:04.767	+ 0.232	11:37:50.098
2 -	2:07.416	+ 2.881	11:31:35.885	6 -	2:06.843	+ 2.308	11:39:56.941
3 -	2:04.535		11:33:40.420	7 -	2:16.081 P	+ 11.546	11:42:13.022
4 -	2:04.911	+ 0.376	11:35:45.331				

Weather / Track : Cloudy / Dry

Oulton Park International
 Circuit Length = 2.6920 miles
 Start: 11:24 End: 11:57

CSCC Future Classics

RACE 6 - GRID - AMENDED

ROW 17	2:24.246 41 Brett EVANS	2:27.953 54 CORNWALLIS / HUNTING
ROW 16	2:17.069 71 Shane WRIGHT	2:20.669 81 CONNELL / CONNELL
ROW 15	2:14.176 72 FIELD / MODLINSKY	2:15.500 9 JEFFERIES / JEFFERIES
ROW 14	2:13.304 29 Scott WINNARD	2:13.517 51 Tony COLES
ROW 13	2:12.881 36 Robert ALMAN	2:12.980 31 John BROADLEY
ROW 12	2:11.581 78 LUCAS / OSBORNE	2:12.343 38 JOHNSON / WRIGHT
ROW 11	2:11.145 53 John CELLIER	2:11.478 35 JAY / MURTHA
ROW 10	2:09.379 8 GRAY / GRAY	2:10.545 91 Paul DOLAN
ROW 9	2:08.878 4 HAYES / HAYES	2:08.946 17 CLAYSON / JOHNSTON
ROW 8	2:07.493 75 Ben EACOCK	2:07.767 62 David JOHN
ROW 7	2:06.493 3 Roger BOWMAN	2:06.660 88 WATSON / SCOTT-DUNWOODIE
ROW 6	2:05.442 68 Stuart TRANTER	2:05.556 63 CHILLESTONE / SCHULZ
ROW 5	2:03.452 15 HARRIS / BRIARS	2:04.145 32 George MUTTEEN
ROW 4	2:02.633 46 David John FALKINGHAM	2:02.746 56 Tony MARYON
ROW 3	2:01.790 47 Stuart JEFCOATE	2:02.436 6 John MAWDSLEY
ROW 2	2:00.972 25 EACOCK / MORRIS	2:01.740 87 Mark KOEBERLE
ROW 1	1:59.574 86 AINGE / JORDAN	2:00.097 13 BATES / WHITE

Pole

CARS 97 AND 39 - 1ST AND 2ND RESERVES

Oulton Park International
Circuit Length = 2.6920 miles

These results are provisional until the conclusion of any judicial and technical matters.

Clerk of Course :

Timekeeper :

CSCC Gold Arts Magnificent Sevens

RACE 1 - CLASSIFICATION

POS	NO	CL	NAME	ENTRY	LAPS	TIME	GAP	DIFF	MPH	BEST	ON
1	35	B	Andrew GRIFFITHS	Caterham Hayabusa	21	39:56.310			84.92	1:47.939	16
2	55	D	Patrick HAVILL	Caterham 7	21	40:01.775	5.465	5.465	84.73	1:47.868	19
3	41	C	Marcus HOGGARTH	Caterham R400	21	40:06.044	9.734	4.269	84.58	1:48.936	19
4	69	C	Kevin WILLIAMS	Caterham C400	21	40:13.213	16.903	7.169	84.33	1:49.106	4
5	71	B	Ben SHALDERS	Caterham 7	21	40:23.854	27.544	10.641	83.96	1:50.073	16
6	93	B	Robert SPENCER	Stuart Taylor Locosaki	21	40:29.855	33.545	6.001	83.75	1:49.980	16
7	4	C	Keith DUNN	Caterham C400	21	40:35.010	38.700	5.155	83.57	1:49.553	3
8	43	D	Bill HAILSTONE	Caterham CSR	21	41:35.281	1:38.971	1:00.271	81.56	1:51.501	11
9	47	D	Kevin HOWELL	Caterham R500	21	41:35.473	1:39.163	0.192	81.55	1:53.414	7
10	7	C	THOMPSON / THOMPSON	Caterham C400	21	41:40.195	1:43.885	4.722	81.40	1:50.015	7
11	14	B	Anthony BENNETT	Caterham R300	20	39:59.383	1 lap	1 lap	80.78	1:53.803	2
12	42	C	MITCHELL / BOURN	Caterham C400	20	40:11.564	1 lap	12.181	80.37	1:51.869	10
13	20	B	Tim WOODMAN	Caterham R400	20	40:15.971	1 lap	4.407	80.22	1:54.250	9
14	9	D	Michael JONES	Caterham CSR	20	40:50.583	1 lap	34.612	79.09	1:54.769	12
15	10	B	Hugh COULTER	Caterham R400	20	40:51.014	1 lap	0.431	79.07	1:55.249	14
16	60	B	STEPHENS / STEPHENS	Caterham R400	20	40:58.411	1 lap	7.397	78.84	1:54.168	4
17	18	A	JARRAT / RODGERS	Caterham Supersport	20	41:17.578	1 lap	19.167	78.23	1:55.456	6
18	74	A	Leigh SHARDLOW	Caterham RSA	20	41:47.725	1 lap	30.147	77.29	1:59.575	6
19	6	B	HAMPTON / HAMPTON	Stuart Taylor Locosaki	20	41:54.549	1 lap	6.824	77.08	1:58.150	17
20	48	B	SIMPSON / SIMPSON	Caterham Superlight R	19	40:05.926	2 laps	1 lap	76.53	1:58.717	19
21	99	B	Peter FRENCH	Caterham Superlight R	19	40:08.623	2 laps	2.697	76.44	1:58.539	18
22	95	A	REDDING / REDDING	Caterham Roadsport	19	40:09.500	2 laps	0.877	76.42	2:00.862	4
23	39	A	DRAIN / DRAIN	Caterham Roadsport A	19	41:17.250	2 laps	1:07.750	74.33	2:00.979	6
24	22	A	Alan WILLIAMSON	Caterham Roadsport	18	40:28.120	3 laps	1 lap	71.84	2:07.664	5
25	2	B	Rick JONES	Westfield SEIW	18	40:29.174	3 laps	1.054	71.81	2:08.102	5
26	79	A	WILLIAMS / WILLIAMS	Caterham 7	18	41:05.891	3 laps	36.717	70.74	2:02.737	7
27	88	C	SINCLAIR / WALKER	Westfied SEI	16	40:00.071	5 laps	2 laps	64.60	2:07.086	2

NOT CLASSIFIED

DNF	11	D	Carl WOODWISS	Caterham CSR	14	26:19.628	7 laps	2 laps	85.89	1:50.993	10
DNF	17	B	Doug NEWMAN	Caterham H1 Busa	3	6:49.428	18 laps	11 laps	71.01	1:51.106	2
DNF	25	B	Peter LAWRENCE	Caterham Superlight R	0						

FASTEST LAP

55	D	Patrick HAVILL	Caterham 7	19	1:47.868	89.84 mph	144.59 kph
35	B	Andrew GRIFFITHS	Caterham Hayabusa	16	1:47.939	89.78 mph	144.49 kph
41	C	Marcus HOGGARTH	Caterham R400	19	1:48.936	88.96 mph	143.17 kph
18	A	JARRAT / RODGERS	Caterham Supersport	6	1:55.456	83.93 mph	135.08 kph

Weather / Track : Cloudy / Dry

These results are provisional until the conclusion of any judicial and technical matters.

Oulton Park International
Circuit Length = 2.6920 miles
Start: 12:59 End: 13:42

Clerk of Course :	Timekeeper :
-------------------	--------------

CSCC Gold Arts Magnificent Sevens

RACE 1 - LAP CHART

Lap 1			Lap 2			Lap 3			Lap 4			Lap 5		
No	Behind	Laptime	No	Behind	Laptime	No	Behind	Laptime	No	Behind	Laptime	No	Behind	Laptime
41		1:55.831	41		1:50.439	41		1:49.825	4		1:49.769	4		1:50.047
4	0.638	1:56.469	4	0.857	1:50.658	4	0.585	1:49.553	41	0.367	1:50.721	41	0.691	1:50.371
35	1.110	1:56.941	35	1.069	1:50.398	35	0.966	1:49.722	35	0.612	1:50.000	35	0.996	1:50.431
71	2.671	1:58.502	71	2.986	1:50.754	71	5.048	1:51.887	71	6.258	1:51.564	71	7.487	1:51.276
69	3.896	1:59.727	17	4.956	1:51.106	69	9.282	1:53.477	69	8.034	1:49.106	69	8.854	1:50.867
17	4.289	2:00.120	69	5.630	1:52.173	93	9.897	1:53.483	55	10.852	1:51.191	55	9.908	1:49.103
11	4.884	2:00.715	93	6.239	1:51.463	55	10.015	1:52.824	93	11.543	1:52.000	93	11.924	1:50.428
93	5.215	2:01.046	11	6.875	1:52.430	11	10.667	1:53.617	11	12.829	1:52.516	11	13.901	1:51.119
55	5.711	2:01.542	55	7.016	1:51.744	43	13.266	1:52.722	7	16.658	1:51.548	7	17.703	1:51.092
14	6.908	2:02.739	14	10.272	1:53.803	7	15.464	1:52.408	43	16.784	1:53.872	43	21.948	1:55.211
43	7.990	2:03.821	43	10.369	1:52.818	14	15.994	1:55.547	47	20.857	1:54.897	47	24.874	1:54.064
47	8.117	2:03.948	47	11.296	1:53.618	47	16.314	1:54.843	14	21.892	1:56.252	42	25.784	1:53.068
7	10.097	2:05.928	7	12.881	1:53.223	42	20.347	1:53.764	42	22.763	1:52.770	14	26.808	1:54.963
9	10.851	2:06.682	42	16.408	1:55.527	9	23.043	1:56.052	9	29.230	1:56.541	9	34.923	1:55.740
42	11.320	2:07.151	9	16.816	1:56.404	20	24.607	1:56.343	20	29.512	1:55.259	20	36.341	1:56.876
20	11.821	2:07.652	20	18.089	1:56.707	18	25.901	1:55.849	60	29.873	1:54.168	60	36.559	1:56.733
18	13.030	2:08.861	18	19.877	1:57.286	60	26.059	1:54.741	18	32.054	1:56.507	18	38.568	1:56.561
10	13.124	2:08.955	60	21.143	1:57.267	10	29.707	1:58.073	10	36.180	1:56.827	10	42.851	1:56.718
60	14.315	2:10.146	10	21.459	1:58.774	48	34.805	2:00.541	48	45.240	2:00.789	48	55.707	2:00.514
48	14.700	2:10.531	48	24.089	1:59.828	6	40.938	2:03.739	6	51.367	2:00.783	6	1:02.738	2:01.418
6	16.949	2:12.780	6	27.024	2:00.514	39	41.235	2:02.628	39	51.937	2:01.056	39	1:03.071	2:01.181
39	17.366	2:13.197	39	28.432	2:01.505	95	41.829	2:02.014	95	52.337	2:00.862	95	1:05.768	2:03.478
95	18.915	2:14.746	95	29.640	2:01.164	74	48.963	2:03.737	74	1:00.069	2:01.460	74	1:10.318	2:00.296
79	19.623	2:15.454	99	33.958	2:01.292	99	50.771	2:06.638	99	1:09.710	2:09.293	99	1:22.264	2:02.601
88	22.566	2:18.397	74	35.051	2:02.876	79	1:01.179	2:07.449	79	1:15.789	2:04.964	79	1:38.944	2:13.202
74	22.614	2:18.445	88	39.213	2:07.086	88	1:05.217	2:15.829	22	1:27.688	2:08.303	22	1:45.305	2:07.664
99	23.105	2:18.936	79	43.555	2:14.371	2	1:09.708	2:13.420	88	1:28.412	2:13.549	2	1:46.787	2:08.102
2	25.339	2:21.170	2	46.113	2:11.213	22	1:09.739	2:10.995	2	1:28.732	2:09.378	88	1:48.285	2:09.920
22	27.937	2:23.768	22	48.569	2:11.071	17	1:13.333	2:58.202 P						

Weather / Track : Cloudy / Dry

Oulton Park International
Circuit Length = 2.6920 miles
Start: 12:59 End: 13:42

CSCC Gold Arts Magnificent Sevens

RACE 1 - LAP CHART

Lap 6			Lap 7			Lap 8			Lap 9			Lap 10		
No	Behind	Laptime	No	Behind	Laptime	No	Behind	Laptime	No	Behind	Laptime	No	Behind	Laptime
4		1:51.283	4		1:50.670	4		1:50.659	41		1:50.516	41		1:50.322
41	0.144	1:50.736	41	0.183	1:50.709	41	0.131	1:50.607	4	0.499	1:51.146	35	0.710	1:49.677
35	0.843	1:51.130	35	1.584	1:51.411	35	0.683	1:49.758	35	1.355	1:51.319	95	1 LAP	2:03.904 P
71	7.319	1:51.115	79	1 LAP	2:04.647	55	6.362	1:49.725	99	1 LAP	2:02.028	55	3.620	1:49.304
55	7.369	1:48.744	55	7.296	1:50.597	71	7.880	1:50.312	55	4.638	1:48.923	4	4.279	1:54.102 P
69	8.503	1:50.932	71	8.227	1:51.578	69	9.635	1:50.903	71	7.698	1:50.465	71	7.963	1:50.587
93	10.786	1:50.145	69	9.391	1:51.558	93	11.903	1:51.223	69	9.688	1:50.700	69	9.993	1:50.627
11	14.529	1:51.911	93	11.339	1:51.223	79	1 LAP	2:02.737	93	11.828	1:50.572	93	12.442	1:50.936
7	16.801	1:50.381	2	1 LAP	2:09.672	7	17.205	1:51.718	7	17.307	1:50.749	7	17.321	1:50.336
43	26.168	1:55.503	22	1 LAP	2:11.449	11	17.831	1:52.125	11	19.694	1:52.510	99	1 LAP	2:07.237 P
42	27.800	1:53.299	7	16.146	1:50.015	42	32.791	1:53.179	79	1 LAP	2:05.131	11	20.365	1:50.993
47	28.051	1:54.460	11	16.365	1:52.506	43	33.465	1:53.715	42	34.882	1:52.738	42	36.429	1:51.869
14	30.368	1:54.843	88	1 LAP	2:16.735	22	1 LAP	2:10.136	43	35.411	1:52.593	43	37.073	1:51.984
9	39.219	1:55.579	42	30.271	1:53.141	47	34.585	1:54.449	47	38.120	1:54.182	47	41.787	1:53.989
20	39.555	1:54.497	43	30.409	1:54.911	2	1 LAP	2:11.295	14	50.144	2:00.933 P	79	1 LAP	2:08.410 P
60	40.334	1:55.058	47	30.795	1:53.414	14	39.858	1:55.419	22	1 LAP	2:09.520	20	59.574	1:55.841
18	42.741	1:55.456	14	35.098	1:55.400	88	1 LAP	2:14.009	20	54.055	1:54.250	9	1:00.189	1:55.478
10	49.155	1:57.587	9	43.974	1:55.425	20	50.452	1:56.576	2	1 LAP	2:09.573	60	1:00.439	1:55.258
48	1:07.248	2:02.824	20	44.535	1:55.650	9	50.721	1:57.406	9	55.033	1:54.959	18	1:06.367	1:57.945
6	1:12.520	2:01.065	60	44.808	1:55.144	60	51.124	1:56.975	60	55.503	1:55.026	10	1:14.186	1:55.973
39	1:12.767	2:00.979	18	47.616	1:55.545	18	52.520	1:55.563	18	58.744	1:56.871	22	1 LAP	2:13.959 P
95	1:17.537	2:03.052	10	54.567	1:56.082	10	1:02.597	1:58.689	88	1 LAP	2:12.602	2	1 LAP	2:14.262 P
74	1:18.610	1:59.575	48	1:17.189	2:00.611	48	1:27.268	2:00.738	10	1:08.535	1:56.585	88	1 LAP	2:11.239
99	1:32.461	2:01.480	39	1:24.564	2:02.467	39	1:34.918	2:01.013	48	1:36.141	1:59.520	48	1:44.738	1:58.919
			74	1:28.670	2:00.730	74	1:37.895	1:59.884	39	1:45.480	2:01.209			
			95	1:29.385	2:02.518	6	1:38.281	1:59.454	6	1:46.307	1:58.673			
			6	1:29.486	2:07.636	95	1:39.930	2:01.204	74	1:47.368	2:00.120			
			99	1:41.682	1:59.891									

Weather / Track : Cloudy / Dry

Oulton Park International
Circuit Length = 2.6920 miles
Start: 12:59 End: 13:42

CSCC Gold Arts Magnificent Sevens

RACE 1 - LAP CHART

Lap 11			Lap 12			Lap 13			Lap 14			Lap 15		
No	Behind	Laptime	No	Behind	Laptime	No	Behind	Laptime	No	Behind	Laptime	No	Behind	Laptime
41		1:51.259	41		1:50.261	55		1:50.736	55		1:53.659 P	47		1:55.071
35	0.894	1:51.443	55	0.165	1:48.520	41	4.289	1:55.190 P	95	2 LAPS	2:02.167	42	1 LAP	1:55.591
55	1.906	1:49.545	35	0.657	1:50.024	35	6.168	1:56.412 P	39	2 LAPS	3:32.574 P	43	1.847	1:59.780 P
39	1 LAP	2:01.722	48	1 LAP	2:02.351	99	2 LAPS	2:02.856	69	11.266	1:55.037 P	10	1 LAP	1:55.249
74	1 LAP	2:01.108	69	9.378	1:51.122	69	9.888	1:51.411	99	2 LAPS	1:59.331	88	2 LAPS	2:17.839 P
69	8.517	1:49.783	93	13.315	1:51.046	93	19.029	1:56.615 P	11	23.471	1:52.472	35	18.629	1:48.372
6	1 LAP	2:05.046 P	74	1 LAP	1:59.999	88	2 LAPS	2:11.508	14	1 LAP	1:55.296	41	20.076	1:50.036
71	12.087	1:55.383 P	39	1 LAP	2:05.602 P	48	1 LAP	2:06.574 P	7	1 LAP	1:53.580	55	23.878	3:11.732 P
93	12.530	1:51.347	11	22.785	1:51.981	11	24.658	1:52.774	88	2 LAPS	2:12.083	60	25.265	1:57.683 P
11	21.065	1:51.959	14	1 LAP	1:54.141	74	1 LAP	2:04.159 P	43	49.921	1:56.255	69	28.899	3:05.487 P
14	1 LAP	3:13.604 P	43	41.877	1:54.823	14	1 LAP	1:55.352	47	52.783	1:53.598	71	33.230	1:50.822
7	22.805	1:56.743 P	79	2 LAPS	3:42.196 P	7	1 LAP	3:50.936 P	42	1 LAP	1:56.230	93	37.631	1:50.517
43	37.315	1:51.501	47	49.035	1:54.764	43	47.325	1:56.349	10	1 LAP	3:11.959 P	18	1 LAP	1:58.421
42	41.487	1:56.317 P	22	2 LAPS	3:24.444 P	42	1 LAP	3:50.656 P	60	1:15.436	1:54.304	4	48.149	1:52.539
47	44.532	1:54.004	2	2 LAPS	3:23.814 P	47	52.844	1:54.710	41	1:17.894	3:07.264 P	22	2 LAPS	2:10.015
20	1:03.402	1:55.087	20	1:07.652	1:54.511	79	2 LAPS	2:10.598	35	1:18.111	3:05.602 P	74	1 LAP	2:02.165
9	1:04.401	1:55.471	9	1:08.909	1:54.769	60	1:14.791	1:56.683	71	1:30.262	1:51.885	2	2 LAPS	2:09.821
60	1:04.855	1:55.675	60	1:09.009	1:54.415	9	1:15.635	1:57.627	93	1:34.968	3:09.598 P	6	1 LAP	2:00.099
18	1:15.002	1:59.894 P	10	1:29.919	2:00.976 P	22	2 LAPS	2:09.619	22	2 LAPS	2:10.599	95	1 LAP	2:01.628
10	1:19.204	1:56.277	71	1:31.946	3:10.120 P	2	2 LAPS	2:09.550	2	2 LAPS	2:10.600	79	2 LAPS	2:12.701
95	1 LAP	3:19.639 P	6	1 LAP	3:22.331 P	20	1:20.380	2:03.629 P	18	1 LAP	1:56.667	48	1 LAP	2:01.011
99	1 LAP	3:16.498 P	95	1 LAP	2:01.623	71	1:32.036	1:50.991	74	1 LAP	3:07.177 P	99	1 LAP	2:00.987
4	1:47.143	3:34.123 P	4	1:46.960	1:50.078	18	1 LAP	3:59.487 P	4	1:43.464	1:50.655	7	1:32.139	1:53.820
88	1 LAP	2:11.216				4	1:46.468	1:50.409	9	1:48.149	2:26.173 P	14	1:34.996	1:56.232
						6	1 LAP	2:02.012	79	2 LAPS	2:43.099	39	1 LAP	2:15.023 P
									6	1 LAP	2:00.072	20	1:49.432	1:55.020
									95	1 LAP	2:01.124	42	1:55.466	1:54.177
									48	1 LAP	3:42.676 P			
									99	1 LAP	1:58.636			
									39	1 LAP	2:07.638			

Weather / Track : Cloudy / Dry

Oulton Park International
Circuit Length = 2.6920 miles
Start: 12:59 End: 13:42

CSCC Gold Arts Magnificent Sevens

RACE 1 - LAP CHART

Lap 16			Lap 17			Lap 18			Lap 19			Lap 20		
No	Behind	Laptime	No	Behind	Laptime	No	Behind	Laptime	No	Behind	Laptime	No	Behind	Laptime
47		1:58.019 P	35		1:48.343	35		1:48.474	35		1:49.077	35		1:50.118
10	1 LAP	1:56.936	41	5.606	1:50.921	42	1 LAP	1:54.690	20	1 LAP	1:55.711	48	2 LAPS	1:59.022
35	8.549	1:47.939	55	6.815	1:48.855	55	7.640	1:49.299	42	1 LAP	1:53.454	99	2 LAPS	1:58.539
41	11.577	1:49.520	10	1 LAP	2:04.224 P	41	8.011	1:50.879	55	6.431	1:47.868	55	5.654	1:49.341
55	14.852	1:48.993	39	2 LAPS	2:25.282 P	79	3 LAPS	2:11.364	41	7.870	1:48.936	41	8.525	1:50.773
69	21.025	1:50.145	69	14.221	1:50.088	60	1 LAP	2:07.472	69	16.634	1:49.868	42	1 LAP	1:55.179
9	1 LAP	3:19.819 P	71	18.887	1:50.495	69	15.843	1:50.096	71	24.838	1:52.117	22	3 LAPS	2:09.029
71	25.284	1:50.073	9	1 LAP	1:56.869	71	21.798	1:51.385	93	30.112	1:51.507	20	1 LAP	1:57.157
93	29.592	1:49.980	93	23.070	1:50.370	93	27.682	1:53.086	79	3 LAPS	2:09.732	2	3 LAPS	2:08.987
4	40.361	1:50.231	4	33.151	1:49.682	9	1 LAP	1:58.179	60	1 LAP	2:07.134	69	15.958	1:49.442
18	1 LAP	1:57.543	18	1 LAP	1:57.293	10	1 LAP	2:09.520 P	4	37.960	1:52.268	71	25.692	1:50.972
74	1 LAP	2:03.500	74	1 LAP	2:00.494	39	2 LAPS	2:06.605	9	1 LAP	1:57.209	93	31.292	1:51.298
22	2 LAPS	2:08.557	47	1:17.145	3:14.037 P	4	34.769	1:50.092	10	1 LAP	1:57.835	4	38.074	1:50.232
2	2 LAPS	2:08.531	43	1:17.767	1:55.052	88	4 LAPS	6:25.672 P	39	2 LAPS	2:06.652	9	1 LAP	1:56.595
6	1 LAP	1:59.208	6	1 LAP	2:03.957	18	1 LAP	1:57.607	18	1 LAP	1:57.902	10	1 LAP	1:56.113
95	1 LAP	2:01.344	22	2 LAPS	2:09.830	74	1 LAP	2:00.409	88	4 LAPS	2:22.099	60	1 LAP	2:06.475
43	1:19.607	3:15.779 P	95	1 LAP	2:01.413	43	1:24.176	1:54.883	43	1:27.974	1:52.875	79	3 LAPS	2:09.539
48	1 LAP	2:00.308	2	2 LAPS	2:11.515	47	1:24.887	1:56.216	47	1:29.433	1:53.623	39	2 LAPS	2:05.299
99	1 LAP	2:00.813	7	1:26.388	1:54.346	6	1 LAP	1:58.150	74	1 LAP	1:59.776	18	1 LAP	1:57.748
7	1:28.934	1:54.814	48	1 LAP	2:00.006	7	1:31.586	1:53.672	7	1:35.896	1:53.387	43	1:33.121	1:55.265
14	1:31.263	1:54.286	14	1:29.733	1:55.362	95	1 LAP	2:01.889	6	1 LAP	1:58.590	47	1:33.563	1:54.248
79	2 LAPS	2:23.107	99	1 LAP	2:01.478	48	1 LAP	2:00.446	14	1:47.398	1:55.503	7	1:39.966	1:54.188
20	1:47.651	1:56.238	20	1:47.890	1:57.131	14	1:40.972	1:59.713	95	1 LAP	2:01.432	74	1 LAP	2:02.086
60	1:52.567	3:25.321 P				22	2 LAPS	2:09.833				6	1 LAP	1:59.445
42	1:52.649	1:55.202				99	1 LAP	1:59.999						
						2	2 LAPS	2:10.133						

Weather / Track : Cloudy / Dry

Oulton Park International
Circuit Length = 2.6920 miles
Start: 12:59 End: 13:42

CSCC Gold Arts Magnificent Sevens
RACE 1 - LAP CHART

Lap 21		
No	Behind	Laptime
35		1:49.719
14	1 LAP	1:55.512
88	5 LAPS	2:20.288
55	5.465	1:49.530
48	2 LAPS	1:58.717
41	9.734	1:50.928
99	2 LAPS	2:00.090
95	2 LAPS	2:04.299
42	1 LAP	1:53.562
69	16.903	1:50.664
20	1 LAP	1:56.291
71	27.544	1:51.571
22	3 LAPS	2:09.329
2	3 LAPS	2:08.138
93	33.545	1:51.972
4	38.700	1:50.345
9	1 LAP	1:57.606
10	1 LAP	1:57.662
60	1 LAP	2:02.733
79	3 LAPS	2:07.190
39	2 LAPS	2:05.618
18	1 LAP	1:58.572
43	1:38.971	1:55.569
47	1:39.163	1:55.319
7	1:43.885	1:53.638
74	1 LAP	1:59.729
6	1 LAP	1:59.577

Weather / Track : Cloudy / Dry

Oulton Park International
 Circuit Length = 2.6920 miles
 Start: 12:59 End: 13:42

CSCC Swinging Sixties

RACE 2 - CLASSIFICATION - AMENDED

POS	NO	CL	NAME	ENTRY	LAPS	TIME	GAP	DIFF	MPH	BEST	ON
1	99	H	John MUIRHEAD	Lotus Seven	20	40:51.182			79.07	1:54.673	17
2	91	H	BOLAND / LEE	Lotus Seven SII	20	41:03.313	12.131	12.131	78.68	1:56.769	3
3	85	H	Stephen BOND	Lotus Elan 26R	20	42:36.613	1:45.431	1:33.300	75.81	2:03.542	15
4	14	D	Trevor FARRINGTON	Scimitar SE	19	41:03.151	1 lap	1 lap	74.75	2:04.424	8
5	57	D	Alan CHARLTON	Triumph TR6	19	41:26.352	1 lap	23.201	74.05	2:03.082	15
6	16	H	HALSTEAD / McPHERSON	Lotus Elan	19	41:33.310	1 lap	6.958	73.85	2:02.964	2
7	76	D	Kevan HADFIELD	Triumph TR4	19	41:36.300	1 lap	2.990	73.76	2:05.503	18
8	75	D	GOUGH / DANIELS	Marcos 3 Litre	19	41:50.113	1 lap	13.813	73.35	2:04.916	19
9	53	B	Andy YOOL	Ford Anglia	19	42:03.343	1 lap	13.230	72.97	2:04.810	19
10	7	H	Bill BRAITHWAITE	Lotus Europa	19	42:34.992	1 lap	31.649	72.06	2:07.826	12
11	38	E	Roger BOWMAN	Jaguar Mk1 Saloon	19	42:36.106	1 lap	1.114	72.03	2:08.348	14
12	12	H	ROTHWELL / BENTHAM	Lotus Elan S1	19	42:46.063	1 lap	9.957	71.75	2:02.490	4
13	82	A	CAIRNS / McKOEN	Austin Healey Frogeye Sprite	19	42:53.358	1 lap	7.295	71.55	2:09.157	18
14	56	A	LASKEY / McGEE	MG Midget	18	41:13.816	2 laps	1 lap	70.51	2:07.050	15
15	3	D	Ray STEWART	Ferrari 246 GT	18	41:22.976	2 laps	9.160	70.25	2:07.985	13
16	49	E	GRAY / GRAY	Jaguar E-Type	18	41:28.739	2 laps	5.763	70.09	2:10.337	18
17	68	C	Christopher EDWARDS	Triumph GT6	18	41:53.255	2 laps	24.516	69.40	2:13.414	18
18	34	D	Noel BARRACLOUGH	Triumph TR5	18	42:01.590	2 laps	8.335	69.17	2:11.336	15
19	35	E	Norman DAVIDSON-KELLY	Jaguar E-Type	18	42:21.603	2 laps	20.013	68.63	2:14.754	9
20	5	C	PEAD / DENNETT	BMW 2002 Ti	18	42:22.356	2 laps	0.753	68.61	2:12.237	18
21	39	C	David GRIFFITHS	MG B Roadster	18	42:23.254	2 laps	0.898	68.59	2:11.951	18
22	4	C	John LESLIE	MG B	17	40:54.896	3 laps	1 lap	67.11	2:17.481	13
23	44	F	Chris BLEWETT	Ginetta G4	17	40:57.947	3 laps	3.051	67.02	2:14.987	16
24	74	B	Ian PERCIVAL	Triumph Herald	17	41:06.632	3 laps	8.685	66.79	2:16.608	15
25	2	C	GRAY / BRIDGEMAN-WILLIAMS	Sunbeam Alpine	17	41:07.548	3 laps	0.916	66.76	2:17.566	17
26	54	B	CORNWALLS / HUNTING	BMW 1600 Ti	16	41:25.231	4 laps	1 lap	62.39	2:26.880	15
27	21	A	Peter CHAPPELL	Austin Healey Sprite	15	43:11.642	5 laps	1 lap	56.09	2:29.848	15
28	55	F	Alistair DYSON	Jaguar E-Type	14	42:15.219	6 laps	1 lap	53.51	2:05.404	4

NOT CLASSIFIED

DNF	69	D	Gary RAFFRAY	Marcos GT 3 Litre	12	33:34.338	8 laps	2 laps	57.73	2:37.422	4
DNF	26	H	Frank GRIMLEY	Lotus Elan S4	10	22:38.823	10 laps	2 laps	71.32	2:03.500	8
DNF	93	D	McBRIDE / DOMIN	MG C GT	9	21:01.445	11 laps	1 lap	69.14	2:12.360	5
DNF	71	D	Colin SWINNERTON	Scimitar SE5	7	16:02.272	13 laps	2 laps	70.49	2:15.314	6
DNF	41	C	GILL / UTTING	Alfa Romeo GTV	6	14:08.431	14 laps	1 lap	68.53	2:14.714	4
DNF	30	D	PETCH / PETCH	Triumph TR5	3	7:10.512	17 laps	3 laps	67.53	2:05.519	2

FASTEST LAP

99	H	John MUIRHEAD	Lotus Seven	17	1:54.673	84.51 mph	136.00 kph
57	D	Alan CHARLTON	Triumph TR6	15	2:03.082	78.73 mph	126.71 kph
53	B	Andy YOOL	Ford Anglia	19	2:04.810	77.64 mph	124.96 kph
55	F	Alistair DYSON	Jaguar E-Type	4	2:05.404	77.28 mph	124.37 kph
56	A	LASKEY / McGEE	MG Midget	15	2:07.050	76.27 mph	122.75 kph
38	E	Roger BOWMAN	Jaguar Mk1 Saloon	14	2:08.348	75.50 mph	121.51 kph
39	C	David GRIFFITHS	MG B Roadster	18	2:11.951	73.44 mph	118.20 kph

Weather / Track : Cloudy / Dry

These results are provisional until the conclusion of any judicial and technical matters.

Oulton Park International
Circuit Length = 2.6920 miles
Start: 13:52 End: 14:36

Clerk of Course :	Timekeeper :
-------------------	--------------

CSCC Swinging Sixties

RACE 2 - LAP CHART

Lap 1			Lap 2			Lap 3			Lap 4			Lap 5		
No	Behind	Laptime	No	Behind	Laptime	No	Behind	Laptime	No	Behind	Laptime	No	Behind	Laptime
99		2:04.812	99		1:57.703	99		1:56.883	99		1:57.360	99		1:56.840
91	0.127	2:04.939	91	0.309	1:57.885	91	0.195	1:56.769	91	1.030	1:58.195	91	1.196	1:57.006
30	5.995	2:10.807	16	12.176	2:02.964	16	18.784	2:03.491	69	1 LAP	2:40.363	54	1 LAP	2:28.533
85	6.469	2:11.281	30	13.811	2:05.519	12	20.024	2:02.494	16	25.038	2:03.614	16	31.567	2:03.369
16	6.915	2:11.727	85	14.258	2:05.492	85	22.347	2:04.972	12	25.154	2:02.490	12	31.800	2:03.486
12	7.370	2:12.182	12	14.413	2:04.746	14	25.248	2:04.446	21	1 LAP	2:46.760	85	36.379	2:04.261
14	10.486	2:15.298	14	17.685	2:04.902	53	28.782	2:06.940	85	28.958	2:03.971	14	42.265	2:06.710
53	10.872	2:15.684	53	18.725	2:05.556	57	29.876	2:06.470	14	32.395	2:04.507	57	46.747	2:05.093
57	12.293	2:17.105	57	20.289	2:05.699	26	30.396	2:05.901	57	38.494	2:05.978	26	47.536	2:05.709
26	12.902	2:17.714	26	21.378	2:06.179	55	31.957	2:05.787	53	38.573	2:07.151	55	50.829	2:07.668
55	13.323	2:18.135	55	23.053	2:07.433	76	38.198	2:08.375	26	38.667	2:05.631	53	51.545	2:09.812
7	15.024	2:19.836	7	26.424	2:09.103	7	39.902	2:10.361	55	40.001	2:05.404	69	1 LAP	2:37.422
76	15.839	2:20.651	76	26.706	2:08.570	75	40.180	2:07.759	76	49.042	2:08.204	75	58.244	2:05.882
75	18.571	2:23.383	75	29.304	2:08.436	38	46.793	2:10.548	75	49.202	2:06.382	76	1:01.278	2:09.076
56	20.490	2:25.302	38	33.128	2:10.157	82	48.132	2:10.516	7	52.951	2:10.409	7	1:06.407	2:10.296
38	20.674	2:25.486	82	34.499	2:11.106	3	55.316	2:13.048	38	58.994	2:09.561	38	1:14.458	2:12.304
82	21.096	2:25.908	56	38.091	2:15.304	56	55.827	2:14.619	82	1:01.096	2:10.324	21	1 LAP	2:43.505
71	22.757	2:27.569	3	39.151	2:11.971	71	59.043	2:15.330	3	1:10.355	2:12.399	82	1:14.891	2:10.635
41	23.186	2:27.998	71	40.596	2:15.542	93	59.825	2:15.000	56	1:10.439	2:11.972	3	1:24.529	2:11.014
93	23.945	2:28.757	41	41.079	2:15.596	41	1:00.310	2:16.114	71	1:17.209	2:15.526	56	1:29.836	2:16.237
49	24.881	2:29.693	93	41.708	2:15.466	49	1:00.946	2:14.184	41	1:17.664	2:14.714	93	1:33.320	2:12.360
3	24.883	2:29.695	49	43.645	2:16.467	5	1:01.292	2:13.695	93	1:17.800	2:15.335	5	1:36.709	2:14.796
5	25.915	2:30.727	5	44.480	2:16.268	39	1:03.165	2:14.508	49	1:18.465	2:14.879	71	1:37.092	2:16.723
39	27.230	2:32.042	39	45.540	2:16.013	68	1:05.004	2:15.916	5	1:18.753	2:14.821	39	1:39.009	2:15.793
68	27.611	2:32.423	68	45.971	2:16.063	35	1:09.760	2:16.272	39	1:20.056	2:14.251	41	1:39.440	2:18.616
74	29.638	2:34.450	35	50.371	2:17.059	30	1:11.114	2:54.186 P	68	1:22.345	2:14.701	49	1:40.222	2:18.597
35	31.015	2:35.827	34	53.491	2:17.824	34	1:13.433	2:16.825	35	1:29.892	2:17.492	68	1:40.792	2:15.287
34	33.370	2:38.182	74	54.006	2:22.071	74	1:20.469	2:23.346	34	1:33.607	2:17.534	35	1:50.579	2:17.527
2	34.612	2:39.424	2	57.180	2:20.271	2	1:21.597	2:21.300	74	1:45.204	2:22.095	34	1:53.250	2:16.483
4	36.118	2:40.930	4	58.707	2:20.292	4	1:22.314	2:20.490	44	1:45.540	2:20.528			
44	36.251	2:41.063	44	59.978	2:21.430	44	1:22.372	2:19.277	2	1:46.602	2:22.365			
54	42.577	2:47.389	54	1:15.137	2:30.263	54	1:46.171	2:27.917	4	1:47.108	2:22.154			
69	49.485	2:54.297	69	1:31.257	2:39.475									
21	51.090	2:55.902	21	1:35.629	2:42.242									

Weather / Track : Cloudy / Dry

Oulton Park International
Circuit Length = 2.6920 miles
Start: 13:52 End: 14:36

CSCC Swinging Sixties

RACE 2 - LAP CHART

Lap 6			Lap 7			Lap 8			Lap 9			Lap 10		
No	Behind	Laptime	No	Behind	Laptime	No	Behind	Laptime	No	Behind	Laptime	No	Behind	Laptime
99		1:57.744	99		1:56.936	99		1:59.086	99		1:56.244	99		1:58.320
91	0.474	1:57.022	39	1 LAP	2:15.839	91	1.928	1:59.702	91	4.611	1:58.927	56	2 LAPS	3:40.768 P
74	1 LAP	2:20.700	49	1 LAP	2:14.676	71	1 LAP	2:16.268	3	1 LAP	2:10.604	91	5.987	1:59.696
44	1 LAP	2:20.829	55	1 LAP	3:04.819 P	56	1 LAP	2:21.785 P	49	1 LAP	2:15.825	5	2 LAPS	3:44.450 P
2	1 LAP	2:20.703	91	1.312	1:57.774	49	1 LAP	2:14.822	39	1 LAP	2:18.509	7	1 LAP	2:19.007 P
4	1 LAP	2:20.902	93	1 LAP	2:24.555	5	1 LAP	2:17.692 P	93	1 LAP	2:20.612	38	1 LAP	2:17.346 P
16	37.821	2:03.998	68	1 LAP	2:18.605	39	1 LAP	2:19.438	34	1 LAP	2:16.629	82	1 LAP	2:18.719 P
12	38.140	2:04.084	35	1 LAP	2:17.754	69	2 LAPS	2:39.633	68	1 LAP	2:23.206 P	3	1 LAP	2:14.271 P
85	43.385	2:04.750	34	1 LAP	2:15.570	68	1 LAP	2:18.722	35	1 LAP	2:18.115	54	2 LAPS	2:34.868 P
14	50.475	2:05.954	41	1 LAP	2:35.393 P	93	1 LAP	2:21.117	12	1:01.904	2:05.809	57	1 LAP	3:25.767 P
54	1 LAP	2:29.679	2	1 LAP	2:19.006	34	1 LAP	2:14.252	85	1:07.013	2:05.522	49	1 LAP	2:19.674 P
57	52.689	2:03.686	74	1 LAP	2:20.756	35	1 LAP	2:17.610	69	2 LAPS	2:41.046	39	1 LAP	2:19.049
26	53.925	2:04.133	44	1 LAP	2:20.641	21	2 LAPS	2:40.691	16	1:08.577	2:13.556 P	34	1 LAP	2:12.372
53	1:00.293	2:06.492	4	1 LAP	2:20.216	16	51.265	2:06.290	14	1:16.084	2:08.662	12	1:09.862	2:06.278
75	1:07.419	2:06.919	16	44.061	2:03.176	12	52.339	2:07.017	74	1 LAP	2:20.709	35	1 LAP	2:14.754
76	1:11.021	2:07.487	12	44.408	2:03.204	74	1 LAP	2:19.993	26	1:21.151	2:12.008 P	85	1:13.475	2:04.782
7	1:20.390	2:11.727	85	51.757	2:05.308	2	1 LAP	2:21.570	2	1 LAP	2:20.560	93	1 LAP	2:28.243 P
38	1:27.730	2:11.016	14	58.328	2:04.789	85	57.735	2:05.064	21	2 LAPS	2:38.368	14	1:23.371	2:05.607
82	1:28.411	2:11.264	57	59.489	2:03.736	4	1 LAP	2:20.743	4	1 LAP	2:20.301	53	1:41.185	2:10.222
3	1:37.104	2:10.319	26	1:00.973	2:03.984	44	1 LAP	2:22.665	44	1 LAP	2:19.879	74	1 LAP	2:20.323
69	1 LAP	2:39.283	53	1:11.510	2:08.153	14	1:03.666	2:04.424	53	1:29.283	2:06.512	2	1 LAP	2:20.571
56	1:49.461	2:17.369	75	1:16.346	2:05.863	26	1:05.387	2:03.500	75	1:33.470	2:05.135	44	1 LAP	2:20.118
71	1:54.662	2:15.314	76	1:21.654	2:07.569	57	1:08.006	2:07.603 P	76	1:40.711	2:07.788	69	2 LAPS	2:38.505
5	1:54.978	2:16.013	54	1 LAP	2:29.214	53	1:19.015	2:06.591				76	1:49.194	2:06.803
21	1 LAP	2:37.979	7	1:34.909	2:11.455	75	1:24.579	2:07.319				4	1 LAP	2:26.713 P
			38	1:39.752	2:08.958	76	1:29.167	2:06.599				75	1:53.296	2:18.146 P
			82	1:41.548	2:10.073	7	1:46.887	2:11.064						
			3	1:50.675	2:10.507	38	1:51.156	2:10.490						
						82	1:51.835	2:09.373						
						54	1 LAP	2:27.434						

Weather / Track : Cloudy / Dry

Oulton Park International
 Circuit Length = 2.6920 miles
 Start: 13:52 End: 14:36

CSCC Swinging Sixties
RACE 2 - LAP CHART

Lap 11			Lap 12			Lap 13			Lap 14			Lap 15		
No	Behind	Laptime	No	Behind	Laptime	No	Behind	Laptime	No	Behind	Laptime	No	Behind	Laptime
99		1:55.714	99		1:56.606	99		1:55.573	99		2:00.597 P	91		2:01.739
68	2 LAPS	3:03.096 P	76	1 LAP	2:07.136	35	2 LAPS	2:24.331 P	12	2 LAPS	4:27.216 P	76	1 LAP	2:06.702
21	3 LAPS	2:46.021 P	44	2 LAPS	2:18.841	53	1 LAP	2:10.825 P	82	2 LAPS	2:10.280	99	8.185	3:39.516 P
56	2 LAPS	2:10.574	3	2 LAPS	3:43.739 P	76	1 LAP	2:15.504 P	85	1 LAP	2:46.679 P	5	2 LAPS	2:15.361
91	20.769	2:10.496 P	74	2 LAPS	2:27.118 P	3	2 LAPS	2:11.412	3	2 LAPS	2:08.627	39	2 LAPS	2:13.545
5	2 LAPS	2:19.838	2	2 LAPS	2:26.989 P	49	2 LAPS	2:13.868	69	4 LAPS	3:57.914 P	75	1 LAP	2:08.048
57	1 LAP	2:05.523	49	2 LAPS	3:13.999 P	68	2 LAPS	2:16.159	49	2 LAPS	2:12.469	55	6 LAPS	2:06.718
16	1 LAP	3:39.463 P	68	2 LAPS	2:15.723	21	4 LAPS	4:19.395 P	56	2 LAPS	2:07.875	54	3 LAPS	2:29.287
26	1 LAP	3:34.064	54	3 LAPS	3:42.754 P	44	2 LAPS	2:25.944 P	68	2 LAPS	2:15.815	4	2 LAPS	2:17.481
85	1:24.100	2:06.339	56	2 LAPS	2:08.988	56	2 LAPS	2:11.425	57	1 LAP	2:06.347	7	1 LAP	2:08.167
12	1:27.276	2:13.128 P	69	3 LAPS	2:44.480 P	54	3 LAPS	2:32.589	35	2 LAPS	3:13.273 P	38	1 LAP	2:08.348
34	1 LAP	2:21.339 P	5	2 LAPS	2:17.678	34	2 LAPS	3:26.027 P	53	1 LAP	3:06.085 P	44	2 LAPS	2:17.497
35	1 LAP	2:15.166	57	1 LAP	2:05.077	57	1 LAP	2:05.407	34	2 LAPS	2:14.654	12	1 LAP	2:11.472
39	1 LAP	2:23.944 P	16	1 LAP	2:07.628	5	2 LAPS	2:15.334	16	1 LAP	2:07.534	2	2 LAPS	2:17.576
7	1 LAP	3:16.587 P	4	2 LAPS	3:12.193 P	39	2 LAPS	3:34.717 P	76	1 LAP	3:02.156 P	74	2 LAPS	2:17.742
38	1 LAP	3:14.509 P	91	1:21.915	2:57.752 P	16	1 LAP	2:07.786	5	2 LAPS	2:15.355	82	1 LAP	2:11.379
14	1:34.038	2:06.381	75	1 LAP	3:21.447 P	91	1:28.685	2:02.343	21	4 LAPS	2:46.642 P	21	4 LAPS	3:06.696 P
82	1 LAP	3:20.951 P	85	1:39.659	2:12.165 P	75	1 LAP	2:05.849	91	1:29.592	2:01.504	85	1:05.952	2:03.542
53	1:52.330	2:06.859	14	1:44.910	2:07.478	4	2 LAPS	2:18.096	39	2 LAPS	2:17.644	3	1 LAP	2:09.192
			7	1 LAP	2:09.747	55	6 LAPS	13:18.612 P	54	3 LAPS	2:32.143	14	1:35.838	2:06.927
			38	1 LAP	2:09.935	2	2 LAPS	3:27.136 P	75	1 LAP	2:08.246	56	1 LAP	2:07.971
			82	1 LAP	2:09.473	74	2 LAPS	3:29.619 P	55	6 LAPS	2:06.428	49	1 LAP	2:11.646
						7	1 LAP	2:07.826	4	2 LAPS	2:17.642	57	1:48.960	2:03.082
						14	1:59.564	2:10.227 P	44	2 LAPS	3:23.945 P	68	1 LAP	2:14.609
						38	1 LAP	2:09.269	7	1 LAP	2:09.895			
									2	2 LAPS	2:18.730			
									38	1 LAP	2:09.376			
									74	2 LAPS	2:18.448			
									12	1 LAP	2:09.119			
									82	1 LAP	2:10.943			
									85	2:33.741	2:03.573			
									3	1 LAP	2:07.985			
									49	1 LAP	2:10.799			
									14	3:00.242	3:01.275 P			

Weather / Track : Cloudy / Dry

Oulton Park International
 Circuit Length = 2.6920 miles
 Start: 13:52 End: 14:36

CSCC Swinging Sixties

RACE 2 - LAP CHART

Lap 16			Lap 17			Lap 18			Lap 19			Lap 20		
No	Behind	Laptime	No	Behind	Laptime	No	Behind	Laptime	No	Behind	Laptime	No	Behind	Laptime
91		2:01.542	91		1:58.289	99		1:55.711	99		1:56.402	99		1:57.421
16	1 LAP	2:07.034	99	0.068	1:54.673	57	1 LAP	2:03.477	14	1 LAP	2:06.586	4	3 LAPS	2:17.597
99	3.684	1:57.041	68	2 LAPS	2:14.679	91	2.794	1:58.573	54	4 LAPS	2:26.880	44	3 LAPS	2:16.351
34	2 LAPS	2:13.317	16	1 LAP	2:07.584	49	2 LAPS	2:12.853	91	7.117	2:00.725	14	1 LAP	2:06.609
76	1 LAP	2:10.446	76	1 LAP	2:06.172	16	1 LAP	2:06.571	56	2 LAPS	2:08.674	91	12.131	2:02.435
35	2 LAPS	2:16.977	34	2 LAPS	2:11.336	68	2 LAPS	2:14.190	3	2 LAPS	2:30.682	74	3 LAPS	2:17.652
75	1 LAP	2:08.306	75	1 LAP	2:07.435	76	1 LAP	2:05.522	49	2 LAPS	2:12.840	2	3 LAPS	2:17.566
5	2 LAPS	2:15.237	35	2 LAPS	2:16.599	34	2 LAPS	2:11.885	57	1 LAP	2:22.416	56	2 LAPS	2:10.276
55	6 LAPS	2:08.127	55	6 LAPS	2:07.318	75	1 LAP	2:05.130	16	1 LAP	2:05.838	3	2 LAPS	2:10.890
39	2 LAPS	2:16.150	5	2 LAPS	2:14.976	55	6 LAPS	2:09.141	76	1 LAP	2:05.503	54	4 LAPS	2:27.900
69	4 LAPS	2:41.752	53	1 LAP	2:06.304	35	2 LAPS	2:15.722	68	2 LAPS	2:15.101	57	1 LAP	2:06.481
53	1 LAP	2:46.789	39	2 LAPS	2:14.230	53	1 LAP	2:07.218	75	1 LAP	2:05.512	49	2 LAPS	2:10.337
7	1 LAP	2:11.412	7	1 LAP	2:09.723	5	2 LAPS	2:13.961	34	2 LAPS	2:12.887	16	1 LAP	2:06.384
38	1 LAP	2:11.054	38	1 LAP	2:09.259	39	2 LAPS	2:13.356	55	6 LAPS	2:08.512	76	1 LAP	2:06.037
4	2 LAPS	2:21.652	12	1 LAP	2:10.890	21	5 LAPS	3:09.452 P	53	1 LAP	2:05.869	75	1 LAP	2:04.916
54	3 LAPS	2:30.155	85	1:16.815	2:06.262	7	1 LAP	2:09.126	35	2 LAPS	2:15.941	68	2 LAPS	2:13.414
12	1 LAP	2:09.688	4	2 LAPS	2:19.312	38	1 LAP	2:10.069	5	2 LAPS	2:13.917	34	2 LAPS	2:12.897
44	2 LAPS	2:16.103	82	1 LAP	2:11.454	85	1:25.124	2:04.088	39	2 LAPS	2:12.275	53	1 LAP	2:04.810
85	1:08.842	2:04.432	44	2 LAPS	2:17.849	12	1 LAP	2:11.806	7	1 LAP	2:10.188	55	6 LAPS	2:21.117
82	1 LAP	2:12.350	54	3 LAPS	2:28.226	82	1 LAP	2:09.989	38	1 LAP	2:09.514	35	2 LAPS	2:14.926
2	2 LAPS	2:18.234	74	2 LAPS	2:16.608	4	2 LAPS	2:18.182	85	1:33.967	2:05.245	5	2 LAPS	2:12.237
74	2 LAPS	2:17.480	2	2 LAPS	2:17.810	44	2 LAPS	2:14.987	12	1 LAP	2:10.870	39	2 LAPS	2:11.951
3	1 LAP	2:08.350	3	1 LAP	2:08.271	74	2 LAPS	2:17.522	21	5 LAPS	2:33.686	7	1 LAP	2:09.063
14	1:40.816	2:06.520	14	1:48.376	2:05.849	2	2 LAPS	2:17.737	82	1 LAP	2:09.157	38	1 LAP	2:08.907
56	1 LAP	2:07.050	56	1 LAP	2:08.250							85	1:45.431	2:08.885
49	1 LAP	2:11.111										12	1 LAP	2:10.084
57	1:50.687	2:03.269										82	1 LAP	2:09.464
21	4 LAPS	2:54.455 P										21	5 LAPS	2:29.848

Weather / Track : Cloudy / Dry

Oulton Park International
 Circuit Length = 2.6920 miles
 Start: 13:52 End: 14:36

CSCC MMC Tin Tops

RACE 3 - CLASSIFICATION - AMENDED

POS	NO	CL	NAME	ENTRY	LAPS	TIME	GAP	DIFF	MPH	BEST	ON
1	2	A	Robert ADDISON	MG ZR 160	20	41:12.664			78.38	1:59.675	19
2	85	A	AINGE / JORDAN	Honda Integra	20	41:15.124	2.460	2.460	78.30	1:55.272	18
3	54	A	LIVENS / DYBALL	Honda Civic Type R	20	42:22.879	1:10.215	1:07.755	76.22	2:00.679	7
4	11	A	TAYLOR / HAMMERSLEY	Honda Civic Type R	20	42:24.050	1:11.386	1.171	76.18	2:00.013	8
5	84	A	Nigel TONGUE	MG ZR	20	42:26.430	1:13.766	2.380	76.11	2:02.154	16
6	40	A	COLLINS / COLLINS	Renault Clio	20	42:26.793	1:14.129	0.363	76.10	2:02.058	17
7	4	A	PAYNE / HUNTER	Renault Clio	20	42:47.581	1:34.917	20.788	75.48	2:03.861	20
8	31	C	Lewis WILLIAMS	Ford Fiesta XR2	20	43:16.257	2:03.593	28.676	74.65	2:04.059	18
9	13	A	Andy JOSS	Renault Clio 172	19	41:29.664	1 lap	1 lap	73.95	2:06.498	19
10	69	C	Simon FROST	Peugeot 205	19	42:10.484	1 lap	40.820	72.76	2:06.919	11
11	17	B	CLAYSON / JOHNSTON	Alfa Romeo Alfasud	19	42:31.426	1 lap	20.942	72.16	2:07.834	17
12	62	A	Mark HADFIELD	Ford Puma	19	42:33.064	1 lap	1.638	72.12	2:09.894	17
13	22	C	Neil JACKSON	Ford Fiesta XR2	19	42:33.107	1 lap	0.043	72.12	2:07.899	17
14	32	C	WOOLLARD / WOOLLARD	Peugeot 106 Xsi	19	42:34.554	1 lap	1.447	72.08	2:08.417	19
15	39	A	Carl ELGAR	Vauxhall Astra GTE	19	43:24.106	1 lap	49.552	70.70	2:10.198	11
16	38	C	Jason HENNEFER	Ford Fiesta XR2	18	41:31.304	2 laps	1 lap	70.02	2:10.881	11
17	20	C	Andrew FORSYTH	Peugeot 205	18	41:53.582	2 laps	22.278	69.40	2:13.694	6
18	70	C	SPENCER / SPENCER	Peugeot 205 Gti	18	42:06.134	2 laps	12.552	69.05	2:11.902	8
19	71	C	HARRIS / SELBY	Ford Fiesta XR2	18	42:35.531	2 laps	29.397	68.26	2:12.573	16
20	37	B	JOHNSON / JOHNSON	Rover 216 Gti	18	42:40.726	2 laps	5.195	68.12	2:12.215	6
21	55	C	Ernest HAMMOND	Ford Fiesta XR2	18	43:02.260	2 laps	21.534	67.55	2:16.803	6

NOT CLASSIFIED

DNF	19	B	David VAN GILS	Honda CRX	16	36:51.752	4 laps	2 laps	70.10	2:09.305	5
DNF	42	B	James MANSFIELD	Peugeot 205 Gti	13	28:47.136	7 laps	3 laps	72.94	2:04.842	12
DNF	8	C	TONGE / WINTER	Mini Cooper S	11	27:55.805	9 laps	2 laps	63.61	2:09.410	6
DNF	34	A	Richard WOODS	Ford Focus	2	5:17.784	18 laps	9 laps	60.99		

FASTEST LAP

85	A	AINGE / JORDAN	Honda Integra	18	1:55.272	84.07 mph	135.30 kph
31	C	Lewis WILLIAMS	Ford Fiesta XR2	18	2:04.059	78.11 mph	125.71 kph
42	B	James MANSFIELD	Peugeot 205 Gti	12	2:04.842	77.62 mph	124.93 kph

Weather / Track : Sunny / Dry

These results are provisional until the conclusion of any judicial and technical matters.

Oulton Park International
Circuit Length = 2.6920 miles
Start: 14:47 End: 15:31

Clerk of Course :	Timekeeper :
-------------------	--------------

CSCC MMC Tin Tops
RACE 3 - LAP CHART

Lap 1			Lap 2			Lap 3			Lap 4			Lap 5		
No	Behind	Laptime	No	Behind	Laptime	No	Behind	Laptime	No	Behind	Laptime	No	Behind	Laptime
2		2:07.681	2		2:00.603	2		2:00.143	2		2:00.347	2		2:00.093
85	1.967	2:09.648	85	3.293	2:01.929	85	3.207	2:00.057	85	2.673	1:59.813	85	1.116	1:58.536
11	2.799	2:10.480	11	3.956	2:01.760	11	4.383	2:00.570	11	4.757	2:00.721	11	5.001	2:00.337
40	4.702	2:12.383	40	11.093	2:06.994	40	15.913	2:04.963	84	20.092	2:04.117	84	23.429	2:03.430
54	4.810	2:12.491	84	12.122	2:06.637	84	16.322	2:04.343	40	20.657	2:05.091	40	24.315	2:03.751
84	6.088	2:13.769	31	16.761	2:08.120	31	22.980	2:06.362	54	25.328	2:02.221	54	26.738	2:01.503
31	9.244	2:16.925	69	19.159	2:09.447	54	23.454	2:03.563	31	28.063	2:05.430	31	33.153	2:05.183
69	10.315	2:17.996	42	19.301	2:09.273	42	26.839	2:07.681	4	34.107	2:06.590	4	39.313	2:05.299
42	10.631	2:18.312	54	20.034	2:15.827	4	27.864	2:06.791	42	35.390	2:08.898	42	42.083	2:06.786
4	11.789	2:19.470	4	21.216	2:10.030	69	29.984	2:10.968	13	36.764	2:06.905	13	43.261	2:06.590
13	12.906	2:20.587	13	22.088	2:09.785	13	30.206	2:08.261	69	38.853	2:09.216	69	47.410	2:08.650
62	14.547	2:22.228	32	26.948	2:10.920	32	37.551	2:10.746	32	47.946	2:10.742	32	58.962	2:11.109
22	16.498	2:24.179	62	27.740	2:13.796	62	39.094	2:11.497	22	50.031	2:10.674	22	59.896	2:09.958
32	16.631	2:24.312	22	28.339	2:12.444	22	39.704	2:11.508	19	51.169	2:11.116	19	1:00.381	2:09.305
19	17.674	2:25.355	19	30.043	2:12.972	19	40.400	2:10.500	62	51.797	2:13.050	62	1:02.399	2:10.695
70	19.845	2:27.526	8	31.859	2:11.050	8	41.398	2:09.682	8	54.126	2:13.075	8	1:05.879	2:11.846
39	20.067	2:27.748	39	33.257	2:13.793	39	45.993	2:12.879	17	57.245	2:10.766	17	1:06.670	2:09.518
17	20.132	2:27.813	17	33.696	2:14.167	17	46.826	2:13.273	39	58.639	2:12.993	39	1:11.204	2:12.658
8	21.412	2:29.093	70	35.159	2:15.917	70	47.729	2:12.713	70	1:00.862	2:13.480	70	1:14.209	2:13.440
37	21.477	2:29.158	37	36.520	2:15.646	37	52.176	2:15.799	37	1:07.357	2:15.528	37	1:21.716	2:14.452
20	22.766	2:30.447	20	39.237	2:17.074	20	53.881	2:14.787	20	1:08.288	2:14.754	38	1:23.238	2:14.775
55	24.605	2:32.286	55	42.182	2:18.180	38	56.389	2:13.881	38	1:08.556	2:12.514	20	1:24.478	2:16.283
34	25.949	2:33.630	38	42.651	2:15.885	55	1:01.236	2:19.197	55	1:21.541	2:20.652	55	1:38.995	2:17.547
71	26.962	2:34.643	71	47.712	2:21.353	71	1:09.611	2:22.042	71	1:29.447	2:20.183	71	1:48.282	2:18.928
38	27.369	2:35.050	34	1:09.500	2:44.154 P									

Weather / Track : Sunny / Dry

Oulton Park International
Circuit Length = 2.6920 miles
Start: 14:47 End: 15:31

CSCC MMC Tin Tops
RACE 3 - LAP CHART

Lap 6			Lap 7			Lap 8			Lap 9			Lap 10		
No	Behind	Laptime	No	Behind	Laptime	No	Behind	Laptime	No	Behind	Laptime	No	Behind	Laptime
2		2:01.058	85		1:59.525	85		2:00.681	85		2:01.333	2		2:01.439
85	0.138	2:00.080	2	1.787	2:01.450	2	1.222	2:00.116	2	0.772	2:00.883	39	1 LAP	2:16.748 P
11	4.138	2:00.195	11	4.572	2:00.097	11	3.904	2:00.013	11	3.039	2:00.468	11	2.364	2:01.536
84	25.679	2:03.308	71	1 LAP	2:21.893	55	1 LAP	2:19.159	20	1 LAP	2:15.320	85	2.488	2:04.699 P
54	26.739	2:01.059	54	27.755	2:00.679	54	28.714	2:01.640	54	29.032	2:01.651	37	1 LAP	2:14.193
40	28.262	2:05.005	84	30.173	2:04.157	71	1 LAP	2:20.701	55	1 LAP	2:23.135 P	38	1 LAP	2:14.063
31	37.101	2:05.006	40	33.200	2:04.601	84	32.638	2:03.146	40	44.240	2:09.095 P	42	1 LAP	3:07.815 P
4	43.367	2:05.112	31	43.085	2:05.647	40	36.478	2:03.959	84	47.680	2:16.375 P	20	1 LAP	2:21.359 P
42	46.742	2:05.717	4	47.920	2:04.216	31	47.986	2:05.582	71	1 LAP	2:25.253 P	69	1 LAP	3:16.571 P
13	49.416	2:07.213	42	53.337	2:06.258	4	52.654	2:05.415	4	55.808	2:04.487	54	33.880	2:07.059 P
69	55.765	2:09.413	13	58.235	2:08.482	42	1:05.268	2:12.612 P	31	59.009	2:12.356 P	8	2 LAPS	5:11.735 P
32	1:08.423	2:10.519	69	1:05.585	2:09.483	13	1:09.111	2:11.557 P	62	1:43.152	2:10.722	32	1 LAP	3:15.076 P
22	1:08.825	2:09.987	22	1:19.290	2:10.128	69	1:20.018	2:15.114 P	19	1:47.095	2:15.276	22	1 LAP	3:23.025 P
19	1:10.184	2:10.861	32	1:19.733	2:10.973	22	1:32.294	2:13.685 P	17	1:49.644	2:11.254	4	1:01.887	2:08.290 P
62	1:12.243	2:10.902	19	1:21.864	2:11.343	19	1:33.152	2:11.969	13	1:58.791	2:51.013 P	55	1 LAP	3:02.072 P
8	1:14.231	2:09.410	62	1:23.410	2:10.830	62	1:33.763	2:11.034	70	2:02.090	2:14.146	40	1:40.474	2:58.445 P
17	1:15.891	2:10.279	17	1:29.023	2:12.795	32	1:33.962	2:14.910 P				84	1:41.853	2:56.384 P
39	1:24.159	2:14.013	8	1:29.772	2:15.204 P	17	1:39.723	2:11.381				62	1:54.981	2:14.040 P
70	1:25.121	2:11.970	39	1:36.484	2:11.988	39	1:47.728	2:11.925						
37	1:32.873	2:12.215	70	1:38.056	2:12.598	70	1:49.277	2:11.902						
38	1:33.165	2:10.985	37	1:46.939	2:13.729	37	1:58.535	2:12.277						
20	1:37.114	2:13.694	38	1:47.245	2:13.743	38	1:58.921	2:12.357						
55	1:54.740	2:16.803	20	1:54.637	2:17.186									

Weather / Track : Sunny / Dry

Oulton Park International
 Circuit Length = 2.6920 miles
 Start: 14:47 End: 15:31

CSCC MMC Tin Tops
RACE 3 - LAP CHART

Lap 11			Lap 12			Lap 13			Lap 14			Lap 15		
No	Behind	Laptime	No	Behind	Laptime	No	Behind	Laptime	No	Behind	Laptime	No	Behind	Laptime
2		2:00.727	2		2:03.814 P	2		2:53.349 P	2		2:00.040	2		2:00.793
17	1 LAP	2:16.269 P	11	4.259	2:04.774 P	69	1 LAP	2:08.327	71	2 LAPS	2:14.388	55	2 LAPS	2:22.153
13	1 LAP	2:07.326	13	1 LAP	2:07.714	62	1 LAP	2:10.857	69	1 LAP	2:07.277	71	2 LAPS	2:13.277
11	3.299	2:01.662	31	1 LAP	2:05.295	17	1 LAP	2:08.859	62	1 LAP	2:10.179	69	1 LAP	2:08.304
19	1 LAP	2:20.900 P	42	1 LAP	2:06.272	32	1 LAP	2:09.552	17	1 LAP	2:09.210	62	1 LAP	2:10.641
31	1 LAP	3:11.228 P	70	1 LAP	2:12.740	22	1 LAP	2:07.967	85	26.567	1:57.837	85	23.393	1:57.619
70	1 LAP	2:13.252	71	2 LAPS	2:13.955	85	28.770	1:56.451	32	1 LAP	2:09.906	17	1 LAP	2:09.569
42	1 LAP	2:06.502	38	1 LAP	2:10.881	19	1 LAP	2:15.464	22	1 LAP	2:08.354	32	1 LAP	2:08.926
71	2 LAPS	3:26.140 P	62	1 LAP	2:54.467 P	8	2 LAPS	2:40.317 P	54	51.828	2:03.817	22	1 LAP	2:08.758
38	1 LAP	2:12.849	69	1 LAP	2:06.919	54	48.051	2:02.249	19	1 LAP	2:14.439	54	53.304	2:02.269
37	1 LAP	2:17.144 P	8	2 LAPS	2:11.424	11	51.547	3:40.637 P	11	54.739	2:03.232	11	56.857	2:02.911
69	1 LAP	2:10.234	17	1 LAP	2:58.355 P	39	1 LAP	2:11.700	38	1 LAP	3:03.673 P	84	58.222	2:02.553
8	2 LAPS	2:12.969	32	1 LAP	2:09.628	40	52.672	2:04.099	84	56.462	2:02.487	40	58.297	2:02.087
32	1 LAP	2:11.163	22	1 LAP	2:08.357	84	54.015	2:03.893	40	57.003	2:04.371	19	1 LAP	2:14.663
22	1 LAP	2:09.582	19	1 LAP	3:16.386 P	37	1 LAP	2:23.801	70	1 LAP	3:17.667 P	4	1:09.237	2:05.703
39	1 LAP	3:27.604 P	85	1:25.668	1:57.054	4	59.698	2:07.212	39	1 LAP	2:10.601	38	1 LAP	2:15.241
85	1:32.428	3:30.667 P	37	1 LAP	3:07.359 P	20	1 LAP	2:14.250	4	1:04.327	2:04.669	39	1 LAP	2:10.345
54	1:41.401	3:08.248 P	39	1 LAP	2:10.198	31	1:28.159	2:07.141	37	1 LAP	2:19.548	70	1 LAP	2:23.288
20	1 LAP	3:16.577 P	54	1:39.151	2:01.564	13	1:29.187	2:07.309	20	1 LAP	2:14.406	31	1:37.711	2:05.741
40	1:43.088	2:03.341	40	1:41.922	2:02.648	42	1:35.433	2:06.168	31	1:32.763	2:04.644	20	1 LAP	2:14.790
84	1:44.625	2:03.499	84	1:43.471	2:02.660	55	1 LAP	2:38.757	13	1:36.426	2:07.279	13	1:44.481	2:08.848
4	1:45.738	2:44.578 P	4	1:45.835	2:03.911							37	1 LAP	2:27.192 P
55	1 LAP	2:19.185	20	1 LAP	2:14.734									
			55	1 LAP	2:16.886									
			31	2:14.367	2:05.587									

Weather / Track : Sunny / Dry

Oulton Park International
Circuit Length = 2.6920 miles
Start: 14:47 End: 15:31

CSCC MMC Tin Tops
RACE 3 - LAP CHART

Lap 16			Lap 17			Lap 18			Lap 19			Lap 20		
No	Behind	Laptime	No	Behind	Laptime	No	Behind	Laptime	No	Behind	Laptime	No	Behind	Laptime
2		2:00.110	2		2:00.212	2		2:00.436	2		1:59.675	2		1:59.695
85	19.919	1:56.636	85	15.179	1:55.472	13	1 LAP	2:09.453	85	6.600	1:56.260	85	2.460	1:55.555
69	1 LAP	2:07.800	37	2 LAPS	2:40.576 P	70	2 LAPS	2:24.509	38	2 LAPS	2:11.489	13	1 LAP	2:06.498
71	2 LAPS	2:13.298	69	1 LAP	2:08.690	85	10.015	1:55.272	13	1 LAP	2:07.780	38	2 LAPS	2:11.703
62	1 LAP	2:10.776	71	2 LAPS	2:13.189	20	2 LAPS	2:14.037	20	2 LAPS	2:15.786	20	2 LAPS	2:14.234
55	2 LAPS	2:20.643	62	1 LAP	2:10.400	69	1 LAP	2:07.891	70	2 LAPS	2:21.351	70	2 LAPS	2:21.774
17	1 LAP	2:08.794	17	1 LAP	2:08.867	37	2 LAPS	2:19.165	69	1 LAP	2:09.223	69	1 LAP	2:08.961
22	1 LAP	2:07.934	22	1 LAP	2:08.016	71	2 LAPS	2:12.573	37	2 LAPS	2:20.404	54	1:10.215	2:03.704
32	1 LAP	2:08.915	32	1 LAP	2:09.102	62	1 LAP	2:09.894	71	2 LAPS	2:13.039	11	1:11.386	2:01.920
54	55.376	2:02.182	55	2 LAPS	2:21.096	17	1 LAP	2:07.834	54	1:06.206	2:06.059	84	1:13.766	2:03.716
11	59.510	2:02.763	54	57.592	2:02.428	22	1 LAP	2:07.899	62	1 LAP	2:13.175	40	1:14.129	2:03.768
84	1:00.266	2:02.154	11	1:01.829	2:02.531	54	59.822	2:02.666	17	1 LAP	2:10.238	17	1 LAP	2:12.185
40	1:00.851	2:02.664	40	1:02.697	2:02.058	32	1 LAP	2:08.923	11	1:09.161	2:05.145	62	1 LAP	2:13.881
4	1:16.515	2:07.388	84	1:03.182	2:03.128	11	1:03.691	2:02.298	84	1:09.745	2:03.996	22	1 LAP	2:08.421
19	1 LAP	2:15.363	4	1:21.475	2:05.172	40	1:04.649	2:02.388	40	1:10.056	2:05.082	32	1 LAP	2:08.417
39	1 LAP	2:12.168	39	1 LAP	2:10.356	84	1:05.424	2:02.678	22	1 LAP	2:12.231	71	2 LAPS	2:17.208
38	1 LAP	2:18.688 P	19	1 LAP	2:15.840	55	2 LAPS	2:17.446	32	1 LAP	2:10.715	37	2 LAPS	2:22.540
31	1:44.325	2:06.724	31	1:49.664	2:05.551	4	1:26.481	2:05.442	55	2 LAPS	2:18.126	4	1:34.917	2:03.861
70	1 LAP	2:21.763	38	1 LAP	2:27.111 P	39	1 LAP	2:12.028	4	1:30.751	2:03.945	55	2 LAPS	2:18.937
13	1:53.287	2:08.916				31	1:53.287	2:04.059	39	1 LAP	2:11.595	31	2:03.593	2:04.874
20	1 LAP	2:13.864							31	1:58.414	2:04.802	39	1 LAP	2:12.766

Weather / Track : Sunny / Dry

Oulton Park International
 Circuit Length = 2.6920 miles
 Start: 14:47 End: 15:31

Toyo Tires XJS Championship with Jaguar Classic Parts Saloon Championship

RACE 4 - CLASSIFICATION

POS	NO	CL	NAME	ENTRY	LAPS	TIME	GAP	DIFF	MPH	BEST	ON
1	97	G	Lawrence COPPOCK	Jaguar XJS	8	17:05.458			75.60	2:05.192	3
2	23	G	Stewart LYDDALL	Jaguar XJS	8	17:09.636	4.178	4.178	75.29	2:06.634	3
3	1	E	Chris PALMER	Jaguar XJS	8	17:10.654	5.196	1.018	75.22	2:07.165	2
4	5	D	Andrew HARRISON	Jaguar XJS	8	17:13.838	8.380	3.184	74.99	2:07.629	4
5	32	B	Richard DORLIN	Jaguar XJ6 Coupe	8	17:26.945	21.487	13.107	74.05	2:05.353	2
6	10	B	Peter DORLIN	Jaguar XJ6	8	17:31.328	25.870	4.383	73.74	2:06.956	6
7	99	E	James RAMM	Jaguar XJS	8	17:32.971	27.513	1.643	73.63	2:08.253	7
8	57	B	David BYE	Jaguar XJ6 Coupe	8	17:33.433	27.975	0.462	73.59	2:06.713	6
9	42	E	Roger WEBSTER	Jaguar XJS	8	17:36.341	30.883	2.908	73.39	2:10.187	7
10	21	B	Stephen AVERY	Jaguar XJ6 X300	8	17:55.649	50.191	19.308	72.07	2:08.803	4
11	44	G	Cliff RYAN	Jaguar XJRS	8	17:57.499	52.041	1.850	71.95	2:11.449	6
12	51	B	Gail HILL	Jaguar XJ40	8	17:58.161	52.703	0.662	71.90	2:07.250	8
13	17	D	Simon SEATH	Jaguar XJS	8	18:08.364	1:02.906	10.203	71.23	2:13.676	8
14	71	D	Philip COMER	Jaguar XJS	8	18:08.890	1:03.432	0.526	71.20	2:14.245	3
15	79	D	John SLATER	Jaguar XJ40	8	18:09.165	1:03.707	0.275	71.18	2:09.586	6
16	39	D	Chris BOON	Jaguar XJS	8	18:10.813	1:05.355	1.648	71.07	2:12.392	5
17	26	A	Neil TAYLOR	Jaguar S-Type	8	18:25.066	1:19.608	14.253	70.15	2:13.172	6
18	73	G	Paul MERRETT	Jaguar XJS	8	18:29.089	1:23.631	4.023	69.90	2:12.412	6
19	30	A	Robert DREWERY	Jaguar XJ40	8	18:29.122	1:23.664	0.033	69.90	2:13.386	6
20	91	A	Kevin DOYLE	Jaguar XJ6 Coupe	8	18:30.198	1:24.740	1.076	69.83	2:12.775	5
21	12	D	Matt JEFFERY	Jaguar XJ40 XJ6 Lister	8	18:41.171	1:35.713	10.973	69.15	2:13.948	5
22	45	B	Steve ASKHAM	Jaguar XJ6 X300	8	18:44.163	1:38.705	2.992	68.96	2:14.395	6
23	27	D	Richard COPPOCK	Jaguar XJS	7	17:12.860	1 lap	1 lap	65.68	2:18.222	5
24	76	D	Richard CROSSLEY	Jaguar XJS	7	17:18.168	1 lap	5.308	65.34	2:25.872	4
25	34	D	Bob BEECHAM	Jaguar XJS	7	17:37.209	1 lap	19.041	64.16	2:27.774	5
26	22	A	Keith KENWARD	Jaguar S-Type MKII	7	18:35.471	1 lap	58.262	60.81	2:32.801	3

NOT CLASSIFIED

DNF	54	B	Rick WALKER	Jaguar XJ6	7	16:15.619	1 lap		69.53	2:12.038	3
DNF	46	A	Dean SEWELL	Jaguar XJ6	6	14:18.406	2 laps	1 lap	67.73	2:13.648	5
DNF	49	B	Richard BUTTERFIELD	Daimler Sovereign	2	4:52.014	6 laps	4 laps	66.37	2:10.955	2
DNF	74	E	Alex HARRISON	Jaguar XJS	2	5:12.873	6 laps	20.859	61.95		
DNF	56	A	David CRAVEN-JONES	Jaguar XJ40	2	5:33.741	6 laps	20.868	58.07		

FASTEST LAP

97	G	Lawrence COPPOCK	Jaguar XJS	3	2:05.192	77.41 mph	124.58 kph
32	B	Richard DORLIN	Jaguar XJ6 Coupe	2	2:05.353	77.31 mph	124.42 kph
1	E	Chris PALMER	Jaguar XJS	2	2:07.165	76.21 mph	122.64 kph
5	D	Andrew HARRISON	Jaguar XJS	4	2:07.629	75.93 mph	122.20 kph
79	D	John SLATER	Jaguar XJ40	6	2:09.586	74.78 mph	120.35 kph
91	A	Kevin DOYLE	Jaguar XJ6 Coupe	5	2:12.775	72.99 mph	117.46 kph

Weather / Track : Sunny / Dry

These results are provisional until the conclusion of any judicial and technical matters.

Oulton Park International
Circuit Length = 2.6920 miles
Start: 15:53 End: 16:12

Clerk of Course :		Timekeeper :	
-------------------	--	--------------	--

Toyo Tires XJS Championship with Jaguar Classic Parts Saloon Championship

RACE 4 - LAP CHART

Lap 1			Lap 2			Lap 3			Lap 4			Lap 5		
No	Behind	Laptime	No	Behind	Laptime	No	Behind	Laptime	No	Behind	Laptime	No	Behind	Laptime
23		2:13.507	97		2:06.046	97		2:05.192	97		2:06.413	97		2:08.158
97	0.349	2:13.856	23	1.627	2:08.022	23	3.069	2:06.634	23	3.515	2:06.859	23	4.360	2:09.003
74	0.880	2:14.387	5	3.360	2:07.660	5	5.946	2:07.778	5	7.162	2:07.629	5	7.175	2:08.171
5	2.095	2:15.602	1	3.891	2:07.165	1	6.396	2:07.697	1	7.895	2:07.912	1	7.588	2:07.851
1	3.121	2:16.628	42	8.921	2:11.427	42	15.126	2:11.397	42	19.094	2:10.381	22	1 LAP	2:33.892
42	3.889	2:17.396	99	15.297	2:14.306	99	19.099	2:08.994	99	23.540	2:10.854	42	21.754	2:10.818
71	6.994	2:20.501	71	16.213	2:15.614	71	25.266	2:14.245	32	25.363	2:05.484	32	22.614	2:05.409
99	7.386	2:20.893	44	16.422	2:13.756	32	26.292	2:08.490	10	30.093	2:07.516	99	23.971	2:08.589
44	9.061	2:22.568	73	17.336	2:13.612	44	26.464	2:15.234	57	31.200	2:07.368	10	29.701	2:07.766
17	9.070	2:22.577	17	20.142	2:17.467	10	28.990	2:08.756	71	34.201	2:15.348	57	30.453	2:07.411
73	10.119	2:23.626	39	21.508	2:16.836	57	30.245	2:09.496	44	34.963	2:14.912	44	39.160	2:12.355
39	11.067	2:24.574	32	22.994	2:05.353	73	30.369	2:18.225	39	38.927	2:13.581	71	41.694	2:15.651
76	22.093	2:35.600	10	25.426	2:07.129	17	31.461	2:16.511	17	40.750	2:15.702	39	43.161	2:12.392
32	24.036	2:37.543	57	25.941	2:07.196	39	31.759	2:15.443	21	42.699	2:08.803	21	43.589	2:09.048
27	24.384	2:37.891	49	32.112	2:10.955	21	40.309	2:09.892	79	51.692	2:10.801	17	47.087	2:14.495
10	24.692	2:38.199	21	35.609	2:13.375	79	47.304	2:13.454	51	52.205	2:08.797	51	52.971	2:08.924
57	25.140	2:38.647	79	39.042	2:13.208	54	48.614	2:12.038	54	54.982	2:12.781	79	53.587	2:10.053
34	25.251	2:38.758	54	41.768	2:16.703	51	49.821	2:10.444	26	59.458	2:14.306	54	1:00.017	2:13.193
49	27.552	2:41.059	26	43.108	2:16.129	26	51.565	2:13.649	30	59.697	2:13.948	26	1:04.737	2:13.437
21	28.629	2:42.136	30	43.453	2:16.147	30	52.162	2:13.901	91	1:02.548	2:14.091	30	1:04.999	2:13.460
54	31.460	2:44.967	51	44.569	2:12.716	91	54.870	2:13.918	73	1:04.648	2:40.692	91	1:07.165	2:12.775
79	32.229	2:45.736	76	44.685	2:28.987	12	1:02.741	2:16.334	12	1:11.224	2:14.896	73	1:09.232	2:12.742
26	33.374	2:46.881	27	45.849	2:27.860	27	1:03.323	2:22.666	45	1:14.066	2:16.327	12	1:17.014	2:13.948
30	33.701	2:47.208	91	46.144	2:14.862	45	1:04.152	2:16.926	46	1:17.969	2:17.840	45	1:20.869	2:14.961
12	37.057	2:50.564	12	51.599	2:20.937	76	1:06.349	2:26.856	27	1:18.501	2:21.591	46	1:23.459	2:13.648
91	37.677	2:51.184	45	52.418	2:17.193	46	1:06.542	2:15.594	76	1:25.808	2:25.872	27	1:28.565	2:18.222
51	38.248	2:51.755	74	52.971	2:58.486 P	34	1:18.546	2:29.848	34	1:40.329	2:28.196	76	1:44.228	2:26.578
45	41.620	2:55.127	34	53.890	2:35.034	22	1:50.667	2:32.801				34	1:59.945	2:27.774
56	42.435	2:55.942	46	56.140	2:18.510									
46	44.025	2:57.532	56	1:13.839	2:37.799 P									
22	53.684	3:07.191	22	1:23.058	2:35.769									

Weather / Track : Sunny / Dry

Oulton Park International
Circuit Length = 2.6920 miles
Start: 15:53 End: 16:12

Toyo Tires XJS Championship with Jaguar Classic Parts Saloon Championship
RACE 4 - LAP CHART

Lap 6			Lap 7			Lap 8		
No	Behind	Laptime	No	Behind	Laptime	No	Behind	Laptime
97		2:06.577	97		2:07.786	97		2:11.430
23	5.157	2:07.374	23	6.128	2:08.757	23	4.178	2:09.480
5	9.100	2:08.502	1	8.624	2:07.282	1	5.196	2:08.002
1	9.128	2:08.117	5	10.514	2:09.200	27	1 LAP	2:29.009
32	23.380	2:07.343	34	1 LAP	2:28.375	5	8.380	2:09.296
99	27.340	2:09.946	32	22.652	2:07.058	76	1 LAP	2:27.070
42	27.443	2:12.266	99	27.807	2:08.253	32	21.487	2:10.265
10	30.080	2:06.956	10	29.450	2:07.156	10	25.870	2:07.850
57	30.589	2:06.713	42	29.844	2:10.187	99	27.513	2:11.136
22	1 LAP	2:34.967	57	30.163	2:07.360	57	27.975	2:09.242
44	44.032	2:11.449	44	49.052	2:12.806	42	30.883	2:12.469
21	46.730	2:09.718	21	50.627	2:11.683	34	1 LAP	2:29.224
39	50.469	2:13.885	51	56.883	2:09.923	21	50.191	2:10.994
71	50.654	2:15.537	71	58.520	2:15.652	44	52.041	2:14.419
17	54.568	2:14.058	39	59.069	2:16.386	51	52.703	2:07.250
51	54.746	2:08.352	17	1:00.660	2:13.878	17	1:02.906	2:13.676
79	56.596	2:09.586	79	1:02.338	2:13.528	71	1:03.432	2:16.342
54	1:11.134	2:17.694	22	1 LAP	2:34.885	79	1:03.707	2:12.799
26	1:11.332	2:13.172	26	1:17.120	2:13.574	39	1:05.355	2:17.716
30	1:11.808	2:13.386	30	1:20.318	2:16.296	26	1:19.608	2:13.918
91	1:13.585	2:12.997	91	1:20.966	2:15.167	73	1:23.631	2:14.095
73	1:15.067	2:12.412	73	1:20.966	2:13.685	30	1:23.664	2:14.776
12	1:24.487	2:14.050	54	1:21.591	2:18.243	91	1:24.740	2:15.204
45	1:28.687	2:14.395	12	1:31.229	2:14.528	22	1 LAP	2:35.966
46	1:32.164	2:15.282	45	1:35.334	2:14.433	12	1:35.713	2:15.914
27	1:57.609	2:35.621				45	1:38.705	2:14.801
76	2:04.856	2:27.205						

Weather / Track : Sunny / Dry

Oulton Park International
 Circuit Length = 2.6920 miles
 Start: 15:53 End: 16:12

CSCC Classic "K"

RACE 5 - CLASSIFICATION

POS	NO	CL	NAME	ENTRY	LAPS	TIME	GAP	DIFF	MPH	BEST	ON
1	44	F5	Stephen RADCLIFFE	Jaguar E-Type	19	40:10.259			76.39	2:02.381	16
2	18	F7	Charles ALLISON	Marcos 1800 GT	19	40:11.234	0.975	0.975	76.36	2:01.978	17
3	16	F7	Phillip NELSON	Marcos 1800 GT	19	40:11.776	1.517	0.542	76.34	2:01.333	14
4	85	F7	Stephen BOND	Lotus Elan 26R	19	41:05.439	55.180	53.663	74.68	2:05.648	16
5	29	F7	Ian COX	Marcos 1800 GT	19	41:25.492	1:15.233	20.053	74.08	2:02.528	16
6	15	F5	Paul CASTALDINI	Jaguar E-Type	19	41:33.726	1:23.467	8.234	73.83	2:06.607	18
7	26	F7	David HOLROYD	Lotus Elan	19	41:55.581	1:45.322	21.855	73.19	2:03.244	11
8	17	F7	Richard SKINNER	Marcos 1800 GT	19	42:01.014	1:50.755	5.433	73.03	2:05.868	12
9	22	F3	Tom SMITH	MG B Roadster	19	42:35.834	2:25.575	34.820	72.04	2:08.334	15
10	10	F7	HALSTEAD / McPHERSON	Austin Healey 3000	18	41:48.062	1 lap	1 lap	69.55	2:10.673	7
11	68	F1	MCKOEN / CAIRNS	MG Midget	17	41:27.618	2 laps	1 lap	66.22	2:20.825	17
12	20	E4	Glynn ALLEN	Aston Martin DB2/4	16	40:32.756	3 laps	1 lap	63.73	2:21.768	16
13	25	E2	PEAD / DENNETT	Porsche 356	15	40:43.149	4 laps	1 lap	59.50	2:24.120	15

NOT CLASSIFIED

DNF	65	F7	Peter THOMPSON	Marcos 1800 GT	12	27:14.617	7 laps	3 laps	71.14	2:03.138	9
-----	----	----	-----------------------	----------------	----	-----------	---------------	--------	-------	----------	---

FASTEST LAP

16	F7	Phillip NELSON	Marcos 1800 GT	14	2:01.333	79.87 mph	128.54 kph
44	F5	Stephen RADCLIFFE	Jaguar E-Type	16	2:02.381	79.18 mph	127.44 kph
22	F3	Tom SMITH	MG B Roadster	15	2:08.334	75.51 mph	121.53 kph
68	F1	MCKOEN / CAIRNS	MG Midget	17	2:20.825	68.81 mph	110.75 kph
20	E4	Glynn ALLEN	Aston Martin DB2/4	16	2:21.768	68.36 mph	110.01 kph
25	E2	PEAD / DENNETT	Porsche 356	15	2:24.120	67.24 mph	108.21 kph

Weather / Track : Sunny / Dry

These results are provisional until the conclusion of any judicial and technical matters.

Oulton Park International
Circuit Length = 2.6920 miles
Start: 16:24 End: 17:07

Clerk of Course :	Timekeeper :
-------------------	--------------

CSCC Classic "K"
RACE 5 - LAP CHART

Lap 1			Lap 2			Lap 3			Lap 4			Lap 5		
No	Behind	Laptime	No	Behind	Laptime	No	Behind	Laptime	No	Behind	Laptime	No	Behind	Laptime
29		2:10.090	29		2:03.866	29		2:03.423	29		2:02.663	16		2:03.904
16	0.463	2:10.553	16	0.504	2:03.907	16	0.381	2:03.300	16	0.474	2:02.756	29	0.324	2:04.702
65	2.276	2:12.366	65	3.118	2:04.708	65	3.991	2:04.296	44	5.436	2:03.883	25	1 LAP	2:32.791
44	2.573	2:12.663	44	3.228	2:04.521	44	4.216	2:04.411	65	5.437	2:04.109	44	4.475	2:03.417
18	3.211	2:13.301	18	4.042	2:04.697	18	4.842	2:04.223	18	6.055	2:03.876	65	6.808	2:05.749
85	5.185	2:15.275	85	7.144	2:05.825	85	9.791	2:06.070	85	13.857	2:06.729	18	7.858	2:06.181
15	5.684	2:15.774	15	8.802	2:06.984	15	12.635	2:07.256	15	17.696	2:07.724	85	17.256	2:07.777
26	8.977	2:19.067	22	15.097	2:09.271	22	20.622	2:08.948	22	27.987	2:10.028	15	20.725	2:07.407
22	9.692	2:19.782	26	15.610	2:10.499	26	20.774	2:08.587	26	28.084	2:09.973	26	33.084	2:09.378
10	13.964	2:24.054	17	20.376	2:09.746	17	24.884	2:07.931	17	30.594	2:08.373	22	33.144	2:09.535
17	14.496	2:24.586	10	24.563	2:14.465	10	34.863	2:13.723	10	43.596	2:11.396	17	33.906	2:07.690
68	24.118	2:34.208	68	43.943	2:23.691	68	1:02.822	2:22.302	68	1:22.440	2:22.281	10	51.400	2:12.182
25	34.592	2:44.682	20	1:05.633	2:34.777	20	1:27.846	2:25.636	20	1:52.349	2:27.166	68	1:39.481	2:21.419
20	34.722	2:44.812	25	1:06.873	2:36.147	25	1:38.206	2:34.756						

Weather / Track : Sunny / Dry

Oulton Park International
 Circuit Length = 2.6920 miles
 Start: 16:24 End: 17:07

CSCC Classic "K"
RACE 5 - LAP CHART

Lap 6			Lap 7			Lap 8			Lap 9			Lap 10		
No	Behind	Laptime	No	Behind	Laptime	No	Behind	Laptime	No	Behind	Laptime	No	Behind	Laptime
29		2:04.282	16		2:04.866	16		2:04.233	16		2:03.533	16		2:02.698
16	0.443	2:05.049	29	0.327	2:05.636	29	0.247	2:04.153	29	0.220	2:03.506	44	2.079	2:03.572
44	2.924	2:03.055	44	1.639	2:04.024	44	1.601	2:04.195	44	1.205	2:03.137	18	4.723	2:02.957
65	6.471	2:04.269	65	5.005	2:03.843	65	4.543	2:03.771	65	4.148	2:03.138	29	5.233	2:07.711 P
18	6.759	2:03.507	18	5.243	2:03.793	18	5.144	2:04.134	18	4.464	2:02.853	65	18.675	2:17.225 P
20	1 LAP	2:26.554	85	21.480	2:07.013	68	1 LAP	2:22.262	85	27.924	2:07.470	85	32.314	2:07.088
85	19.776	2:07.126	15	27.116	2:08.524	85	23.987	2:06.740	68	1 LAP	2:29.684 P	15	42.107	2:07.761
15	23.901	2:07.782	20	1 LAP	2:24.769	15	31.090	2:08.207	15	37.044	2:09.487	17	58.732	2:12.255 P
25	1 LAP	2:30.901	26	38.700	2:08.952	17	44.770	2:09.117	17	49.175	2:07.938	10	1 LAP	3:25.080 P
26	35.057	2:06.579	17	39.886	2:08.652	22	48.488	2:09.447	22	55.881	2:10.926 P	20	1 LAP	2:24.134
17	36.543	2:07.243	22	43.274	2:09.203	26	49.372	2:14.905 P	20	1 LAP	2:23.173	68	1 LAP	3:16.316 P
22	39.380	2:10.842	25	1 LAP	2:30.548	20	1 LAP	2:24.247	25	1 LAP	2:38.046 P			
10	58.216	2:11.422	10	1:03.580	2:10.673	25	1 LAP	2:29.335	26	2:00.214	3:14.375 P			
68	1:57.353	2:22.478				10	1:49.017	2:49.670 P						

Weather / Track : Sunny / Dry

Oulton Park International
 Circuit Length = 2.6920 miles
 Start: 16:24 End: 17:07

CSCC Classic "K"
RACE 5 - LAP CHART

Lap 11			Lap 12			Lap 13			Lap 14			Lap 15		
No	Behind	Laptime	No	Behind	Laptime	No	Behind	Laptime	No	Behind	Laptime	No	Behind	Laptime
16		2:03.785	44		2:02.974	44		2:09.571 P	44		2:53.613 P	44		2:02.702
44	0.784	2:02.490	26	1 LAP	2:03.244	26	1 LAP	2:08.413	18	2.910	2:02.247	18	2.601	2:02.393
26	1 LAP	2:08.161	16	3.821	2:07.579 P	20	2 LAPS	2:24.207	16	3.986	2:01.333	68	2 LAPS	2:21.481
18	3.269	2:02.331	68	2 LAPS	2:21.842	17	1 LAP	2:05.868	85	38.922	2:06.907	16	3.689	2:02.405
22	1 LAP	3:20.940 P	29	1 LAP	4:07.012 P	65	1 LAP	2:12.724 P	10	1 LAP	2:12.024	85	42.415	2:06.195
85	35.052	2:06.523	17	1 LAP	3:15.654 P	22	1 LAP	2:09.857	15	1:01.763	2:07.955	10	1 LAP	2:12.856
15	53.838	2:15.516 P	65	1 LAP	3:58.419 P	68	2 LAPS	2:21.456	29	1:12.103	2:02.881	15	1:07.047	2:07.986
10	1 LAP	2:14.943	18	13.333	2:13.822 P	18	54.276	2:50.514 P	26	1:18.062	2:07.001	29	1:13.247	2:03.846
25	2 LAPS	3:54.064 P	22	1 LAP	2:08.754	16	56.266	3:02.016 P	17	1:22.248	2:06.580	26	1:23.708	2:08.348
20	1 LAP	2:23.046	85	44.914	2:13.620 P	85	1:25.628	2:50.285 P	22	1:40.009	2:08.341	20	2 LAPS	3:51.354 P
			10	1 LAP	2:13.282	10	1 LAP	2:11.937				25	3 LAPS	3:46.507 P
			15	1:50.224	3:00.144 P	15	1:47.421	2:06.768				17	1:29.467	2:09.921
			25	2 LAPS	2:30.249	29	2:02.835	2:03.106				22	1:45.641	2:08.334
			29	2:09.300	2:04.598	26	2:04.674	2:04.454						

Weather / Track : Sunny / Dry

Oulton Park International
Circuit Length = 2.6920 miles
Start: 16:24 End: 17:07

CSCC Classic "K"
RACE 5 - LAP CHART

Lap 16			Lap 17			Lap 18			Lap 19		
No	Behind	Laptime	No	Behind	Laptime	No	Behind	Laptime	No	Behind	Laptime
44		2:02.381	44		2:02.568	44		2:04.283	44		2:02.799
18	2.300	2:02.080	18	1.710	2:01.978	18	0.758	2:03.331	18	0.975	2:03.016
16	3.899	2:02.591	16	4.160	2:02.829	16	2.729	2:02.852	16	1.517	2:01.587
68	2 LAPS	2:21.916	68	2 LAPS	2:22.626	20	3 LAPS	2:23.856	20	3 LAPS	2:21.768
85	45.682	2:05.648	85	49.411	2:06.297	25	4 LAPS	2:24.753	25	4 LAPS	2:24.120
10	1 LAP	2:12.702	29	1:16.217	2:05.391	85	51.533	2:06.405	85	55.180	2:06.446
15	1:12.078	2:07.412	15	1:16.369	2:06.859	68	2 LAPS	2:21.039	29	1:15.233	2:02.925
29	1:13.394	2:02.528	10	1 LAP	2:13.109	29	1:15.107	2:03.173	68	2 LAPS	2:20.825
26	1:27.866	2:06.539	26	1:32.561	2:07.263	15	1:18.693	2:06.607	15	1:23.467	2:07.573
17	1:39.409	2:12.323	17	1:43.182	2:06.341	10	1 LAP	2:11.734	10	1 LAP	2:12.810
20	2 LAPS	2:22.792	22	1:58.022	2:08.456	26	1:37.402	2:09.124	26	1:45.322	2:10.719
22	1:52.134	2:08.874				17	1:46.238	2:07.339	17	1:50.755	2:07.316
25	3 LAPS	2:27.850				22	2:02.402	2:08.663	22	2:25.575	2:25.972 P

Weather / Track : Sunny / Dry

Oulton Park International
 Circuit Length = 2.6920 miles
 Start: 16:24 End: 17:07

CSCC Future Classics

RACE 6 - CLASSIFICATION

POS	NO	CL	NAME	ENTRY	LAPS	TIME	GAP	DIFF	MPH	BEST	ON
1	13	C	BATES / WHITE	Porsche 911 SC	20	41:46.570			77.32	2:00.548	15
2	87	E	Mark KOEBERLE	Porsche 944 Turbo S	20	41:48.942	2.372	2.372	77.25	2:00.777	4
3	56	C	Tony MARYON	Porsche 911 SC	20	41:58.559	11.989	9.617	76.95	2:01.330	14
4	25	C	EACOCK / MORRIS	BMW 325	20	42:16.565	29.995	18.006	76.41	2:00.332	4
5	46	E	David John FALKINGHAM	Triumph TR7 V8	20	42:27.616	41.046	11.051	76.08	2:01.706	19
6	6	B	John MAWDSLEY	Volkswagen Golf	20	42:34.101	47.531	6.485	75.88	2:02.204	17
7	32	C	George MUTTEEN	Porsche 944 SC	20	42:55.399	1:08.829	21.298	75.26	2:03.259	7
8	15	C	HARRIS / BRIARS	Porsche 944	20	43:24.041	1:37.471	28.642	74.43	2:04.082	17
9	63	C	CHILLEYSTONE / SCHULZ	Porsche 944 Lux	20	43:32.704	1:46.134	8.663	74.18	2:03.515	6
10	68	D	Stuart TRANTER	Rover Tomcat	20	43:44.090	1:57.520	11.386	73.86	2:05.911	12
11	3	E	Roger BOWMAN	Jaguar XJS	19	41:48.597	1 lap	1 lap	73.40	2:05.730	7
12	62	C	David JOHN	BMW M3	19	41:53.740	1 lap	5.143	73.25	2:06.043	7
13	75	C	Ben EACOCK	Porsche 944 S	19	42:02.097	1 lap	8.357	73.00	2:06.638	18
14	97	E	Lawrence COPPOCK	Jaguar XJS	19	42:44.755	1 lap	42.658	71.79	2:06.162	19
15	4	E	HAYES / HAYES	Toyota Supra Turbo	19	42:48.895	1 lap	4.140	71.67	2:06.801	3
16	8	E	GRAY / GRAY	Pontiac Trans Am	19	42:58.192	1 lap	9.297	71.42	2:09.035	16
17	78	C	LUCAS / OSBORNE	Porsche 911 RS Carrera	19	43:06.937	1 lap	8.745	71.17	2:08.768	14
18	36	B	Robert ALMAN	Toyota MR2	19	43:23.897	1 lap	16.960	70.71	2:10.552	7
19	31	G	John BROADLEY	Porsche 924	19	43:39.237	1 lap	15.340	70.30	2:11.176	16
20	29	C	Scott WINNARD	TVR Taimar	19	43:48.902	1 lap	9.665	70.04	2:11.103	8
21	35	E	JAY / MURTHA	Porsche 944 Turbo	19	43:49.244	1 lap	0.342	70.03	2:09.651	19
22	51	C	Tony COLES	Porsche 944	18	42:00.998	2 laps	1 lap	69.19	2:11.927	14
23	81	B	CONNELL / CONNELL	Volkswagen Golf Gti	18	42:16.654	2 laps	15.656	68.76	2:09.889	8
24	41	C	Brett EVANS	Porsche 944	18	42:24.083	2 laps	7.429	68.56	2:12.100	18
25	9	B	JEFFERIES / JEFFERIES	Toyota MR2	18	43:17.109	2 laps	53.026	67.16	2:12.408	7
26	54	G	CORNWALLIS / HUNTING	BMW 1600 Ti	17	44:09.947	3 laps	1 lap	62.17	2:25.403	8
27	17	G	CLAYSON / JOHNSTON	Alfa Romeo Alfasud	15	42:24.572	5 laps	2 laps	57.12	2:07.821	7
NOT CLASSIFIED											
DNF	53	B	John CELLIER	Ford Fiesta XR2	14	32:21.872	6 laps	1 lap	69.86	2:09.372	12
DNF	91	C	Paul DOLAN	BMW 323i	13	30:56.724	7 laps	1 lap	67.85	2:05.780	7
DNF	72	C	FIELD / MODLINSKY	BMW 325 Saloon	12	29:21.008	8 laps	1 lap	66.03	2:14.120	8
DNF	86	C	AINGE / JORDAN	Porsche 944 S2	5	10:49.339	15 laps	7 laps	74.62	2:07.000	4
DNF	38	D	JOHNSON / WRIGHT	Rover Tomcat	4	8:44.597	16 laps	1 lap	73.89	2:05.706	3
DNF	88	D	WATSON / SCOTT-DUNWOODIE	Ford Sierra Cosworth	2	4:38.234	18 laps	2 laps	69.66		
DNF	47	D	Stuart JEFCOATE	Porsche 911 Carrera	2	5:17.105	18 laps	38.871	61.12		
FASTEST LAP											
	25	C	EACOCK / MORRIS	BMW 325	4	2:00.332		80.53 mph		129.61 kph	
	87	E	Mark KOEBERLE	Porsche 944 Turbo S	4	2:00.777		80.24 mph		129.13 kph	
	6	B	John MAWDSLEY	Volkswagen Golf	17	2:02.204		79.30 mph		127.62 kph	
	38	D	JOHNSON / WRIGHT	Rover Tomcat	3	2:05.706		77.09 mph		124.07 kph	
	17	G	CLAYSON / JOHNSTON	Alfa Romeo Alfasud	7	2:07.821		75.81 mph		122.01 kph	

Weather / Track : Sunny / Dry
 These results are provisional until the conclusion of any judicial and technical matters.

Oulton Park International
 Circuit Length = 2.6920 miles
 Start: 17:17 End: 18:01

Clerk of Course :	Timekeeper :
-------------------	--------------

CSCC Future Classics
RACE 6 - LAP CHART

Lap 1			Lap 2			Lap 3			Lap 4			Lap 5		
No	Behind	Laptime	No	Behind	Laptime	No	Behind	Laptime	No	Behind	Laptime	No	Behind	Laptime
13		2:10.250	13		2:02.383	13		2:02.061	13		2:00.938	13		2:01.659
6	1.396	2:11.646	25	2.170	2:02.632	25	1.469	2:01.360	25	0.863	2:00.332	25	0.330	2:01.126
25	1.921	2:12.171	6	2.610	2:03.597	6	3.127	2:02.578	87	3.042	2:00.777	87	2.884	2:01.501
47	3.026	2:13.276	87	2.880	2:02.073	87	3.203	2:02.384	6	5.302	2:03.113	6	6.634	2:02.991
87	3.190	2:13.440	56	3.951	2:02.664	56	3.997	2:02.107	56	5.378	2:02.319	56	7.170	2:03.451
56	3.670	2:13.920	63	10.657	2:06.878	63	15.055	2:06.459	32	18.774	2:04.105	32	21.498	2:04.383
15	4.594	2:14.844	32	11.868	2:08.300	32	15.607	2:05.800	63	19.749	2:05.632	63	22.328	2:04.238
88	5.011	2:15.261	46	11.902	2:07.042	46	15.719	2:05.878	46	20.674	2:05.893	46	23.061	2:04.046
32	5.951	2:16.201	15	13.434	2:11.223	15	17.710	2:06.337	15	22.677	2:05.905	15	27.191	2:06.173
63	6.162	2:16.412	86	15.344	2:08.678	86	20.449	2:07.166	86	26.511	2:07.000	86	32.048	2:07.196
46	7.243	2:17.493	62	16.413	2:08.442	62	21.052	2:06.700	62	27.584	2:07.470	62	32.731	2:06.806
86	9.049	2:19.299	68	16.970	2:09.859	91	22.129	2:06.470	91	28.627	2:07.436	3	33.081	2:06.012
68	9.494	2:19.744	91	17.720	2:07.377	68	22.392	2:07.483	3	28.728	2:06.912	91	35.346	2:08.378
62	10.354	2:20.604	3	18.694	2:07.664	3	22.754	2:06.121	38	28.965	2:06.600	68	36.773	2:07.706
4	12.631	2:22.881	38	19.658	2:08.146	38	23.303	2:05.706	68	30.726	2:09.272	4	40.782	2:08.618
91	12.726	2:22.976	4	21.636	2:11.388	4	26.376	2:06.801	4	33.823	2:08.385	75	41.248	2:08.459
3	13.413	2:23.663	75	22.065	2:08.935	75	27.169	2:07.165	75	34.448	2:08.217	97	46.362	2:06.661
38	13.895	2:24.145	8	24.145	2:10.596	97	35.387	2:08.539	97	41.360	2:06.911	81	55.254	2:10.101
75	15.513	2:25.763	17	25.225	2:10.735	81	37.764	2:10.125	81	46.812	2:09.986	8	1:06.793	2:12.332
8	15.932	2:26.182	88	25.601	2:22.973 P	8	44.027	2:21.943	8	56.120	2:13.031	53	1:08.762	2:11.339
17	16.873	2:27.123	97	28.909	2:09.939	36	45.812	2:14.665	53	59.082	2:11.760	78	1:10.148	2:11.691
36	19.770	2:30.020	81	29.700	2:10.981	17	46.631	2:23.467 P	36	59.436	2:14.562	36	1:11.304	2:13.527
35	20.136	2:30.386	36	33.208	2:15.821	53	48.260	2:14.427	78	1:00.116	2:11.305	35	1:13.879	2:13.688
53	20.933	2:31.183	35	35.088	2:17.335	35	48.426	2:15.399	35	1:01.850	2:14.362	29	1:14.185	2:12.823
81	21.102	2:31.352	53	35.894	2:17.344	31	49.207	2:14.626	31	1:02.605	2:14.336	31	1:15.706	2:14.760
97	21.353	2:31.603	31	36.642	2:16.149	78	49.749	2:13.838	29	1:03.021	2:12.308	51	1:17.153	2:14.214
31	22.876	2:33.126	51	37.606	2:16.602	29	51.651	2:15.250	51	1:04.598	2:13.279	9	1:20.638	2:14.670
51	23.387	2:33.637	78	37.972	2:15.423	51	52.257	2:16.712	72	1:06.561	2:14.896	72	1:28.085	2:23.183
78	24.932	2:35.182	29	38.462	2:15.232	72	52.603	2:15.043	9	1:07.627	2:13.396	41	1:30.013	2:16.858
29	25.613	2:35.863	72	39.621	2:16.208	9	55.169	2:14.342	41	1:14.814	2:18.204			
72	25.796	2:36.046	41	42.141	2:16.992	41	57.548	2:17.468	54	1:56.696	2:27.851			
41	27.532	2:37.782	9	42.888	2:16.333	54	1:29.783	2:30.271						
9	28.938	2:39.188	54	1:01.573	2:29.494									
54	34.462	2:44.712	47	1:04.472	3:03.829 P									

Weather / Track : Sunny / Dry

Oulton Park International
Circuit Length = 2.6920 miles
Start: 17:17 End: 18:01

CSCC Future Classics
RACE 6 - LAP CHART

Lap 6			Lap 7			Lap 8			Lap 9			Lap 10		
No	Behind	Laptime	No	Behind	Laptime	No	Behind	Laptime	No	Behind	Laptime	No	Behind	Laptime
25		2:02.028	25		2:01.663	25		2:02.399	25		2:01.994	25		2:02.864
13	0.810	2:03.168	13	1.033	2:01.886	87	1.743	2:01.587	87	1.927	2:02.178	87	1.616	2:02.553
87	3.178	2:02.652	87	2.555	2:01.040	13	5.268	2:06.634 P	72	1 LAP	2:14.120	4	1 LAP	3:07.991 P
6	10.033	2:05.757	6	13.670	2:05.300	6	14.984	2:03.713	9	1 LAP	2:33.429	75	1 LAP	3:06.293 P
56	10.177	2:05.365	56	13.944	2:05.430	56	15.580	2:04.035	41	1 LAP	2:20.489	72	1 LAP	2:15.008
54	1 LAP	2:27.558	32	24.617	2:03.259	46	26.014	2:02.387	6	20.659	2:07.669 P	41	1 LAP	2:19.818
32	23.021	2:03.881	63	25.775	2:03.953	32	26.173	2:03.955	56	22.038	2:08.452 P	63	34.036	2:06.121
63	23.485	2:03.515	46	26.026	2:03.738	63	28.504	2:05.128	46	29.047	2:05.027	46	35.151	2:08.968 P
46	23.951	2:03.248	15	37.827	2:07.683	15	41.091	2:05.663	32	30.356	2:06.177	9	1 LAP	2:27.708
15	31.807	2:06.974	91	44.099	2:05.780	91	48.109	2:06.409	63	30.779	2:04.269	32	36.284	2:08.792 P
91	39.982	2:06.994	54	1 LAP	2:25.831	17	4 LAPS	10:13.957 P	15	45.280	2:06.183	15	50.650	2:08.234
62	41.422	2:11.049	62	45.802	2:06.043	62	51.894	2:08.491	91	52.253	2:06.138	13	59.871	2:02.880
3	42.176	2:11.453	3	46.243	2:05.730	3	52.106	2:08.262	3	58.084	2:07.972	91	1:00.766	2:11.377 P
68	42.647	2:08.232	68	48.220	2:07.236	68	53.804	2:07.983	68	59.525	2:07.715	35	1 LAP	3:15.226 P
4	47.063	2:08.639	4	54.185	2:08.785	97	58.806	2:06.286	13	59.855	2:56.581 P	56	1:02.230	2:43.056 P
97	50.335	2:06.331	97	54.919	2:06.247	4	1:07.376	2:15.590 P	17	4 LAPS	2:13.101	3	1:07.185	2:11.965 P
75	52.846	2:13.956	75	58.931	2:07.748	75	1:09.335	2:12.803 P	62	1:03.723	2:13.823 P	17	4 LAPS	2:08.180
81	1:02.891	2:09.995	81	1:11.212	2:09.984	54	1 LAP	2:27.529	97	1:04.479	2:07.667	68	1:10.523	2:13.862 P
8	1:16.326	2:11.891	8	1:26.227	2:11.564	81	1:18.702	2:09.889	81	1:28.554	2:11.846	97	1:16.492	2:14.877 P
78	1:17.635	2:09.845	78	1:27.223	2:11.251	8	1:34.849	2:11.021	54	1 LAP	2:25.403	51	1 LAP	3:33.773 P
53	1:18.633	2:12.229	53	1:28.426	2:11.456	78	1:35.608	2:10.784	8	1:43.761	2:10.906	6	1:36.335	3:18.540 P
36	1:21.350	2:12.404	36	1:30.239	2:10.552	53	1:36.883	2:10.856	78	1:44.647	2:11.033	81	1:37.969	2:12.279
35	1:24.196	2:12.675	29	1:34.605	2:11.735	36	1:38.972	2:11.132	53	1:46.813	2:11.924	78	1:54.385	2:12.602
29	1:24.533	2:12.706	35	1:34.873	2:12.340	29	1:43.309	2:11.103	29	1:52.759	2:11.444	8	1:59.005	2:18.108 P
31	1:26.420	2:13.072	31	1:36.808	2:12.051	31	1:47.137	2:12.728	36	1:56.609	2:19.631	29	2:01.326	2:11.431
51	1:27.683	2:12.888	51	1:38.404	2:12.384	35	1:51.026	2:18.552 P	31	1:58.595	2:13.452	53	2:01.853	2:17.904 P
9	1:31.033	2:12.753	9	1:41.778	2:12.408	51	1:54.199	2:18.194 P						
72	1:43.008	2:17.281	72	1:56.116	2:14.771									
41	1:43.800	2:16.145	41	1:59.128	2:16.991									

Weather / Track : Sunny / Dry

Oulton Park International
Circuit Length = 2.6920 miles
Start: 17:17 End: 18:01

CSCC Future Classics

RACE 6 - LAP CHART

Lap 11			Lap 12			Lap 13			Lap 14			Lap 15		
No	Behind	Laptime	No	Behind	Laptime	No	Behind	Laptime	No	Behind	Laptime	No	Behind	Laptime
25		2:04.206	87		2:02.827	87		2:07.190 P	87		2:51.547 P	87		2:01.662
54	2 LAPS	2:34.361 P	78	1 LAP	2:14.275 P	63	1 LAP	3:30.562 P	13	2.788	2:01.176	4	1 LAP	2:13.374
87	0.941	2:03.531	25	3.330	2:07.098 P	3	1 LAP	2:06.463	56	4.726	2:01.330	13	1.674	2:00.548
36	1 LAP	2:17.378 P	29	1 LAP	2:11.915	29	1 LAP	2:12.201	8	1 LAP	2:09.653	56	5.295	2:02.231
62	1 LAP	3:12.127 P	3	1 LAP	3:10.775 P	62	1 LAP	2:06.616	97	1 LAP	2:07.369	97	1 LAP	2:07.658
31	1 LAP	2:17.975 P	62	1 LAP	2:07.239	75	1 LAP	2:08.898	25	21.933	2:03.002	8	1 LAP	2:09.755
4	1 LAP	2:10.888	91	1 LAP	3:21.955 P	4	1 LAP	2:12.582	78	1 LAP	2:10.732	25	22.340	2:02.069
75	1 LAP	2:10.655	75	1 LAP	2:07.465	91	1 LAP	2:44.178	36	1 LAP	2:12.639	46	38.767	2:03.031
72	1 LAP	2:14.631	4	1 LAP	2:11.321	13	53.159	2:02.659	53	1 LAP	2:10.499	78	1 LAP	2:08.768
63	40.531	2:10.701 P	72	1 LAP	2:18.711 P	56	54.943	2:02.824	46	37.398	2:04.441	6	42.204	2:02.734
41	1 LAP	2:18.071	8	1 LAP	3:00.752 P	8	1 LAP	2:11.343	6	41.132	2:03.117	53	1 LAP	2:10.307
9	1 LAP	2:14.852	97	1 LAP	3:48.779 P	97	1 LAP	2:08.762	31	1 LAP	2:15.764	36	1 LAP	2:13.633
13	57.043	2:01.378	13	57.690	2:04.415	25	1:10.478	3:14.338 P	81	1 LAP	2:25.073	32	53.454	2:05.482
15	59.096	2:12.652 P	56	59.309	2:02.497	81	1 LAP	3:34.638 P	35	1 LAP	2:14.621	31	1 LAP	2:14.166
56	1:00.580	2:02.556	41	1 LAP	2:17.117	78	1 LAP	3:19.949 P	32	49.634	2:03.647	35	1 LAP	2:14.123
35	1 LAP	2:12.892	9	1 LAP	2:18.857 P	41	1 LAP	2:22.062 P	51	1 LAP	2:12.807	81	1 LAP	2:22.094
17	4 LAPS	2:07.821	36	1 LAP	3:06.569 P	36	1 LAP	2:12.183	15	1:19.169	2:07.941	51	1 LAP	2:11.927
46	1:29.835	2:58.890 P	53	1 LAP	3:21.272 P	53	1 LAP	2:09.372	68	1:21.182	2:09.422	15	1:23.580	2:06.073
51	1 LAP	2:14.001	31	1 LAP	3:11.311 P	31	1 LAP	2:11.894	91	1 LAP	3:21.256 P	68	1:25.693	2:06.173
6	1:34.404	2:02.275	35	1 LAP	2:14.448	46	1:24.504	2:02.632	63	1:22.061	2:06.085	63	1:26.248	2:05.849
32	1:40.591	3:08.513 P	17	4 LAPS	2:15.903 P	35	1 LAP	2:12.756	3	1:32.269	2:07.518	3	1:38.681	2:08.074
81	1:49.373	2:15.610 P	46	1:29.062	2:02.995	6	1:29.562	2:03.462	62	1:39.197	2:11.055	62	1:45.300	2:07.765
68	1:59.959	2:53.642 P	6	1:33.290	2:02.654	32	1:37.534	2:03.313	9	1 LAP	2:19.097	9	1 LAP	2:14.977
			54	2 LAPS	3:39.005 P	51	1 LAP	2:14.214	41	1 LAP	3:18.831 P	75	1:55.142	2:09.569
			32	1:41.411	2:04.588	54	2 LAPS	2:33.276	17	4 LAPS	2:18.791	41	1 LAP	2:16.129
			51	1 LAP	2:13.382	15	2:02.775	2:08.637	75	1:47.235	2:07.967	17	4 LAPS	2:15.137
			15	2:01.328	3:06.000 P	68	2:03.307	2:08.395	29	1:47.868	2:17.437 P			
			68	2:02.102	2:05.911	63	2:07.523	2:07.388	54	2 LAPS	2:38.045			
						9	1 LAP	3:19.067 P						
						17	4 LAPS	2:59.345 P						
						3	2:16.298	2:07.039						
						62	2:19.689	2:08.012						
						29	2:21.978	2:11.700						
						75	2:30.815	2:08.191						

Weather / Track : Sunny / Dry

Oulton Park International
Circuit Length = 2.6920 miles
Start: 17:17 End: 18:01

CSCC Future Classics
RACE 6 - LAP CHART

Lap 16			Lap 17			Lap 18			Lap 19			Lap 20		
No	Behind	Laptime	No	Behind	Laptime	No	Behind	Laptime	No	Behind	Laptime	No	Behind	Laptime
87		2:01.953	87		2:01.844	13		2:01.162	13		2:02.090	13		2:02.396
13	0.583	2:00.862	13	0.183	2:01.444	87	1.981	2:03.326	87	1.704	2:01.813	3	1 LAP	2:05.939
56	6.043	2:02.701	41	2 LAPS	2:12.634	75	1 LAP	2:07.328	62	1 LAP	2:09.495	87	2.372	2:03.064
4	1 LAP	2:14.311	56	7.919	2:03.720	56	11.944	2:05.370	51	2 LAPS	2:18.012	62	1 LAP	2:07.577
54	3 LAPS	2:33.199	17	5 LAPS	2:16.416	41	2 LAPS	2:12.348	81	2 LAPS	2:23.478	56	11.989	2:02.294
25	25.998	2:05.611	9	2 LAPS	2:28.357 P	17	5 LAPS	2:11.225	75	1 LAP	2:06.638	51	2 LAPS	2:13.516
97	1 LAP	2:10.418	4	1 LAP	2:13.741	25	28.585	2:02.825	56	12.091	2:02.237	75	1 LAP	2:08.002
8	1 LAP	2:11.011	25	27.105	2:02.951	4	1 LAP	2:14.686	41	2 LAPS	2:14.044	25	29.995	2:02.949
46	39.039	2:02.225	97	1 LAP	2:10.259	46	41.736	2:02.701	17	5 LAPS	2:11.409	81	2 LAPS	2:24.107
6	42.649	2:02.398	8	1 LAP	2:09.035	6	46.601	2:04.937	25	29.442	2:02.947	41	2 LAPS	2:12.100
78	1 LAP	2:09.175	46	40.380	2:03.185	97	1 LAP	2:11.239	46	41.352	2:01.706	17	5 LAPS	2:11.962
29	1 LAP	3:11.064 P	6	43.009	2:02.204	8	1 LAP	2:14.735	6	47.078	2:02.567	46	41.046	2:02.090
32	55.760	2:04.259	54	3 LAPS	2:35.825	9	2 LAPS	2:41.012 P	4	1 LAP	2:14.298	6	47.531	2:02.849
36	1 LAP	2:13.509	78	1 LAP	2:09.552	32	1:01.674	2:04.229	97	1 LAP	2:09.048	97	1 LAP	2:06.162
31	1 LAP	2:14.627	32	58.790	2:04.874	78	1 LAP	2:10.129	8	1 LAP	2:12.762	4	1 LAP	2:13.441
35	1 LAP	2:24.754	29	1 LAP	2:11.878	36	1 LAP	2:11.761	32	1:04.041	2:04.457	32	1:08.829	2:07.184
15	1:26.990	2:05.363	36	1 LAP	2:10.667	54	3 LAPS	2:33.375	78	1 LAP	2:11.002	8	1 LAP	2:11.572
81	1 LAP	2:22.127	31	1 LAP	2:11.176	31	1 LAP	2:11.467	9	2 LAPS	2:19.101	78	1 LAP	2:10.401
63	1:29.600	2:05.305	15	1:29.228	2:04.082	15	1:32.054	2:04.171	36	1 LAP	2:11.589	9	2 LAPS	2:17.562
68	1:32.013	2:08.273	63	1:33.604	2:05.848	63	1:38.312	2:06.053	15	1:35.427	2:05.463	36	1 LAP	2:11.655
51	1 LAP	2:13.931	35	1 LAP	2:13.614	29	1 LAP	2:36.100	31	1 LAP	2:12.608	15	1:37.471	2:04.440
3	1:48.466	2:11.738	68	1:37.874	2:07.705	68	1:46.004	2:09.475	63	1:41.706	2:05.484	63	1:46.134	2:06.824
62	1:50.764	2:07.417	81	1 LAP	2:22.989	35	1 LAP	2:11.813	29	1 LAP	2:13.529	31	1 LAP	2:13.949
75	2:01.234	2:08.045	51	1 LAP	2:17.525	3	2:00.574	2:08.813	68	1:51.704	2:07.790	68	1:57.520	2:08.212
			3	1:53.106	2:06.484				35	1 LAP	2:10.609	29	1 LAP	2:13.183
			62	1:55.929	2:07.009				54	3 LAPS	2:34.007	35	1 LAP	2:09.651
												54	3 LAPS	2:30.205

Weather / Track : Sunny / Dry

Oulton Park International
Circuit Length = 2.6920 miles
Start: 17:17 End: 18:01